

2

Trades

- describe trades and the stages of trade training
- talk about trade materials
- give and understand instructions for erecting scaffolding
- give personal information

Trades and training

Vocabulary 1 Label tradespeople 1–8 with the words in the box.

carpenter concrete finisher electrician glazier painter
plumber roofer welder



a p _____



a c _____



a c _____ f _____



a p _____



a r _____



a w _____



a g _____



a n e _____

Reading 2 Read this text and underline the trades. Use the photos in 1 to help you.

You can refer to tradespeople in several ways:

- tradesperson/ tradespeople (for men and women)
- tradesman/ tradesmen (for men)
- tradeswoman/ tradeswomen (for women)


A job in the construction industry?

The construction industry has different trades or 'crafts'. A tradesperson is a specialist and normally has a qualification from a vocational school or other training institute. Plumbers, electricians and roofers are all tradespeople. Other tradespeople on residential housing projects include carpenters, painters and concrete finishers. Tradespeople are often subcontractors and work for a general contractor or a client.

Vocabulary 3 Write the plurals for 1–5.

- 1 trade _____
2 craft _____
3 tradesman _____

- 4 housing project _____
5 general contractor _____

Listening 4  09 Listen to Sam Smith talking about trades and complete these sentences.

Stage 1: *apprentice* He/She is (1) _____ at work.

Stage 2: *journeyman* He/She works (2) _____.

Stage 3: *master* He/She supervises (3) _____ workers.


5 Listen again and answer these questions.

1 What is Sam Smith's trade? 2 Where does he work?


Vocabulary 6 Look at this list of courses at a vocational school. Match A–C to three of the courses. Then write the trade that each course refers to.

DIPLOMA IN CONSTRUCTION TECHNOLOGIES


A



B



C

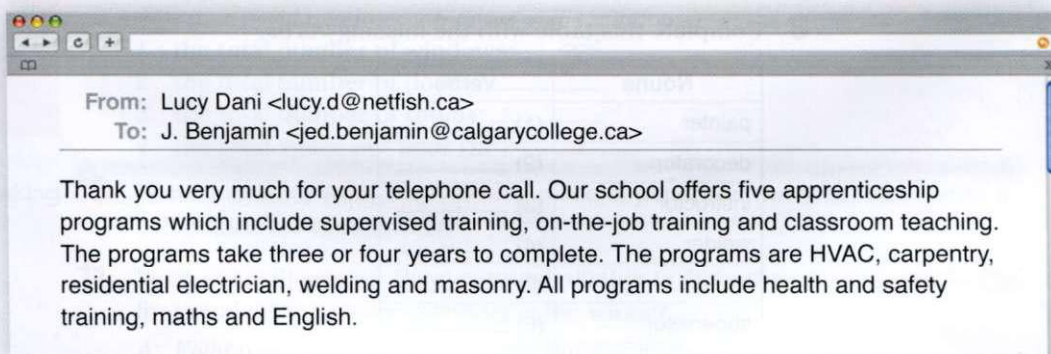


<p>1 Basic tools and equipment: _____</p> <p>2 Carpentry: _____</p> <p>3 Masonry and concrete: _____</p> <p>4 Painting and decorating: _____</p>	<p>5 Electrical wiring: _____</p> <p>6 Residential plumbing: _____</p> <p>7 HVAC: _____</p> <p>8 Health and safety: _____</p>
--------------------------------------------------------------------------------------------------------------------------------------------------	-------------------------------------------------------------------------------------------------------------------------------

Speaking 7 Work in pairs. Student A look at the information on this page. Student B look at the information on page 68.

Student A

Read this email from a vocational school in Calgary, Canada and underline the key information.



8 Work in the same pairs. Compare the two training institutes in 7. What things are the same? What things are different?