

Житомирська політехніка	МІНІСТЕРСТВО ОСВІТИ І НАУКИ УКРАЇНИ ДЕРЖАВНИЙ УНІВЕРСИТЕТ «ЖИТОМИРСЬКА ПОЛІТЕХНІКА» Система управління якістю відповідає ДСТУ ISO 9001:2015			Ф-31.06- 05.01/014.021.1/Б/ОК17- 1-2024
	Випуск 1	Зміни 0	Екземпляр № 1	Арк 64 / 1

### **ЗАТВЕРДЖЕНО**

Науково-методичною радою  
Державного університету  
«Житомирська політехніка»  
протокол № 7  
від 24 грудня 2024 р.

## **МЕТОДИЧНІ РЕКОМЕНДАЦІЇ** **для практичних занять та самостійної роботи** **з навчальної дисципліни** **«КРЕАТИВНЕ ПИСЬМО»**

для здобувачів вищої освіти освітнього ступеня «бакалавр»  
спеціальності 014 «Середня освіта»  
за спеціалізацією 014.021 «Англійська мова і література»  
освітньо-професійна програма «Англійська мова та зарубіжна література»  
факультет педагогічних технологій та освіти впродовж життя  
кафедра педагогічних технологій та мовної підготовки

Схвалено на засіданні кафедри  
педагогічних технологій та мовної  
підготовки  
15 листопада 2024 р.,  
протокол № 11

Розробники: старший викладач кафедри педагогічних технологій та мовної підготовки  
КУХАРЬОНОК Світлана, асистент кафедри педагогічних технологій та мовної підготовки  
ВЕРГУН Тетяна

Житомир  
2024

Житомирська політехніка	МІНІСТЕРСТВО ОСВІТИ І НАУКИ УКРАЇНИ ДЕРЖАВНИЙ УНІВЕРСИТЕТ «ЖИТОМИРСЬКА ПОЛІТЕХНІКА» Система управління якістю відповідає ДСТУ ISO 9001:2015			Ф-31.06- 05.01/014.021.1/Б/ОК17- 1-2024
	<i>Випуск 1</i>	<i>Зміни 0</i>	<i>Екземпляр № 1</i>	<i>Арк 64 / 2</i>

Методичні рекомендації для практичних занять та самостійної роботи з навчальної дисципліни «Креативне письмо» для здобувачів вищої освіти освітнього ступеня «бакалавр» спеціальності 014 «Середня освіта» за спеціалізацією 014.021 «Англійська мова і література» освітньо-професійна програма «Англійська мова та зарубіжна література». Житомир: «Житомирська політехніка», 2024. 64 с.

**Рецензенти:**

к.пед.н., доцент, доцент кафедри теоретичної та прикладної лінгвістики ДЕНІЧЄВА Ольга

к.пед.н., доцент, доцент кафедри теоретичної та прикладної лінгвістики ПЛАХОТНЮК Наталя

Житомирська політехніка	МІНІСТЕРСТВО ОСВІТИ І НАУКИ УКРАЇНИ ДЕРЖАВНИЙ УНІВЕРСИТЕТ «ЖИТОМИРСЬКА ПОЛІТЕХНІКА» Система управління якістю відповідає ДСТУ ISO 9001:2015			Ф-31.06- 05.01/014.021.1/Б/ОК17- 1-2024
	<i>Випуск 1</i>	<i>Зміни 0</i>	<i>Екземпляр № 1</i>	<i>Арк 64 / 3</i>

## CONTENTS

<b>Introduction</b>	<b>4</b>
<b>Information Content of the Academic Discipline</b>	<b>5</b>
<b>Module 1. Foundations of Descriptive Creative Writing</b>	<b>6</b>
<b>Module 2. Creative Writing and Professional Communication</b>	<b>23</b>
<b>Guidelines for Completing Self-Study Tasks</b>	<b>48</b>
<b>Reference Literature</b>	<b>62</b>

Житомирська політехніка	МІНІСТЕРСТВО ОСВІТИ І НАУКИ УКРАЇНИ ДЕРЖАВНИЙ УНІВЕРСИТЕТ «ЖИТОМИРСЬКА ПОЛІТЕХНІКА» Система управління якістю відповідає ДСТУ ISO 9001:2015			Ф-31.06- 05.01/014.021.1/Б/ОК17- 1-2024
	Випуск 1	Зміни 0	Екземпляр № 1	Арк 64 / 4

## *Introduction*

### ВСТУП

**Метою вивчення навчальної дисципліни «Креативне письмо» є розвиток навичок творчого письма, вдосконалення мовленнєвої компетентності та формування вміння здобувачів вищої освіти створювати різножанрові тексти, що відповідають комунікативним завданням і враховують культурні особливості англомовного середовища.**

**Завданнями навчальної дисципліни «Креативне письмо» є:**

- формування у здобувачів вищої освіти англомовної писемної компетентності шляхом розвитку відповідних умінь і навичок;
- опанування різних типів письмових текстів (есе, описи, листи, оповідання, рецензії, блоги тощо) та здатність формулювати й письмово презентувати власні думки;
- вдосконалення навичок передачі англомовної інформації з дотриманням орфографічних і пунктуаційних норм;
- практичне застосування знань із лексики та граматики з урахуванням контексту усного та письмового мовлення;
- оволодіння прийомами створення текстів різних жанрів із дотриманням структурних та стилістичних вимог;
- стимулювання творчого мислення та самовираження у здобувачів вищої освіти.

Зміст навчальної дисципліни направлений на формування наступних **компетентностей**:

#### **Загальні компетентності (ЗК)**

**ЗК1.** Здатність до абстрактного мислення, аналізу та синтезу, до застосування знань у практичних ситуаціях.

**ЗК10.** Здатність поважати різноманітність і мультикультурність суспільства, усвідомлювати необхідність рівних можливостей для всіх учасників освітнього процесу.

#### **Фахові компетентності, спільні для всіх предметних спеціальностей (ФК)**

**ФК1.** Здатність перенесення системи наукових знань у професійну діяльність та в площину навчального предмету.

**ФК4.** Здатність формувати і розвивати в учнів ключові та предметні компетентності засобами навчального предмету та інтегрованого навчання; формувати в них ціннісне ставлення, розвивати критичне мислення.

Отримані знання з навчальної дисципліни стануть складовими наступних **програмних результатів** навчання зі спеціальності 014 «Середня освіта» за спеціалізацією 014.021 «Англійська мова і література»:

**РН7.** Демонструє знання основ фундаментальних і прикладних наук (відповідно до предметної спеціальності), оперує базовими категоріями та поняттями предметної області спеціальності.

**РН8.** Генерує обґрунтовані думки в галузі професійних знань як для фахівців, так і для широкого загалу державною та іноземною мовами.

**ПРН 1.** Застосовує на практиці знання про лінгвістичні, психологічні, дидактичні основи навчання іноземної мови і зарубіжної літератури та шляхи формування компетентностей учнів.

Житомирська політехніка	МІНІСТЕРСТВО ОСВІТИ І НАУКИ УКРАЇНИ ДЕРЖАВНИЙ УНІВЕРСИТЕТ «ЖИТОМИРСЬКА ПОЛІТЕХНІКА» Система управління якістю відповідає ДСТУ ISO 9001:2015			Ф-31.06- 05.01/014.021.1/Б/ОК17- 1-2024
	Випуск 1	Зміни 0	Екземпляр № 1	Арк 64 / 5

## *Information Content of the Academic Discipline* **Інформаційний обсяг навчальної дисципліни**

### **Змістовий модуль 1. *Foundations of Descriptive Creative Writing***

#### ***Тема 1. Introduction to Creative Writing: Main Types and Techniques***

1. What is creative writing? Types and genres of creative writing, writing techniques and tools.
2. Distinction between descriptive, narrative, persuasive, and expository writing.

#### ***Тема 2. Writing Descriptive Passages. Describing People***

1. Techniques and tips for vivid descriptions.
2. Describing people's appearance, personality and behavior.

#### ***Тема 3. Descriptive Writing: Describing Places***

1. Tips and tools for describing places.
2. Settings, atmosphere, details in place descriptions.

#### ***Тема 4. Descriptive Writing: Describing Events***

1. Tips and useful phrases for describing events.
2. Highlighting key details, sequencing events, creating atmosphere and mood.

#### ***Тема 5. Descriptive Writing: Describing Feelings and Emotions***

1. Techniques for expressing inner thoughts and reactions.
2. Powerful adjectives and metaphors to express emotions.

### **Змістовий модуль 2. *Creative Writing and Professional Communication***

#### ***Тема 6. Writing Blogs and Social Media Content***

1. Creating engaging blog posts: structure, tone, and audience targeting.
2. Effective writing for social media: concise, engaging, shareable content.

#### ***Тема 7. Essay Writing***

1. Types of essays, their structure, and writing techniques.
2. Developing arguments and supporting them with evidence in essay writing.

#### ***Тема 8. Email Writing***

1. Structure, format, and essential elements of professional emails.
2. Writing polite, clear, and effective emails for different purposes: formal, informal, requests, complaints, etc.

#### ***Тема 9. Writing for Specific Audiences***

1. Understanding the audience: style and content for different readers.
2. Adapting content for professional, academic, and creative purposes.

#### ***Тема 10. Creative Projects***

1. Planning and structuring creative projects: from concept to implementation.
2. The role of creativity in writing and presenting various types of creative projects.

Житомирська політехніка	МІНІСТЕРСТВО ОСВІТИ І НАУКИ УКРАЇНИ ДЕРЖАВНИЙ УНІВЕРСИТЕТ «ЖИТОМИРСЬКА ПОЛІТЕХНІКА» Система управління якістю відповідає ДСТУ ISO 9001:2015			Ф-31.06- 05.01/014.021.1/Б/ОК17- 1-2024
	Випуск 1	Зміни 0	Екземпляр № 1	Арк 64 / 6

## ***Module 1. Foundations of Descriptive Creative Writing***

### ***Tema 1. Introduction to Creative Writing: Main Types and Techniques***

#### **1. Understand the Concept of Creative Writing**

- Explore the definition of creative writing and distinguish it from other forms of writing, such as technical or academic writing.
- Familiarize yourself with the purpose of creative writing: to express thoughts, feelings, and emotions in an imaginative way.
- Study examples of creative writing to see how writers use language to engage readers.

#### **2. Study Types and Genres of Creative Writing**

- Learn about the main types of creative writing: descriptive, narrative, persuasive, and expository.
- Explore creative genres and identify key features of each genre.

#### **3. Practice Writing Techniques and Tools**

- Practice using literary devices such as metaphors, similes, personification, and imagery to make your writing more vivid and engaging.
- Develop your ability to create dynamic characters, compelling plots, and rich settings.
- Experiment with sentence variety, tone, and voice to refine your writing style.

#### **4. Analyze Creative Writing Samples**

- Read and analyze creative works by established authors. Pay attention to their use of language, structure, and tone.
- Reflect on what makes these pieces effective and how they engage the reader.

#### **5. Engage in Writing Exercises**

- Start with short writing exercises to explore different types and techniques of creative writing.
- Practice writing short descriptive passages, dialogues, or narratives based on prompts.
- Set aside time for free writing to let your ideas flow without worrying about grammar or structure.

#### **6. Seek Feedback and Revise**

- Share your writing with peers or instructors and request constructive feedback.
- Learn how to evaluate your own writing and revise it for clarity, creativity, and impact.
- Remember that good writing often involves multiple drafts and revisions.

Житомирська політехніка	МІНІСТЕРСТВО ОСВІТИ І НАУКИ УКРАЇНИ ДЕРЖАВНИЙ УНІВЕРСИТЕТ «ЖИТОМИРСЬКА ПОЛІТЕХНІКА» Система управління якістю відповідає ДСТУ ISO 9001:2015			Ф-31.06- 05.01/014.021.1/Б/ОК17- 1-2024
	Випуск 1	Зміни 0	Екземпляр № 1	Арк 64 / 7

## ***Тема 2. Writing Descriptive Passages. Describing People***

### ***Structure for Describing People***

*A descriptive composition about a person should consist of:*

#### ***Introduction***

##### ***Paragraph 1***

*Name of the person, time or place you met/ saw him/her, how you heard about him/her.*

#### ***Main body***

##### ***Paragraph 2***

*Appearance: height/build, age, facial features, hair, clothes (moving from the most general aspects to more specific details).*

##### ***Paragraph 3***

*Personality characteristics and justifications. If you want to mention negative qualities, use mild language (tends to be, seems to be, is rather, etc.)*

*Using a variety of adjectives will make your description more interesting e. g. well-behaved, good-natured, gorgeous, etc.*

##### ***Paragraph 4***

*Hobbies, interests, any other activities.*

#### ***Conclusion***

##### ***Final paragraph***

*Comments & feelings about the person.*

### ***Tips for Describing People***

#### **Introduction**

- ✓ Start with a brief introduction to the person you're describing. Mention their name, age, and any other relevant information. You can also provide the context in which you met or know the person.

#### **Physical Appearance**

- ✓ Begin by describing the person's physical attributes. This can include their height, build (slim, athletic, etc.), hair color and style, eye color, and any distinctive features like tattoos, piercings, or scars.
- ✓ Mention their clothing style and any accessories they are wearing.

#### **Personality Traits**

- ✓ Share information about the person's personality. Are they outgoing, introverted, friendly, shy, etc.?
- ✓ Mention their character traits, such as kindness, humor, ambition, or determination.

#### **Behavior and Mannerisms**

- ✓ Describe how the person behaves. Do they have any particular habits or mannerisms that stand out?
- ✓ Explain how they interact with others, whether they are polite, reserved, or assertive.

Житомирська політехніка	МІНІСТЕРСТВО ОСВІТИ І НАУКИ УКРАЇНИ ДЕРЖАВНИЙ УНІВЕРСИТЕТ «ЖИТОМИРСЬКА ПОЛІТЕХНІКА» Система управління якістю відповідає ДСТУ ISO 9001:2015			Ф-31.06- 05.01/014.021.1/Б/ОК17- 1-2024
	Випуск 1	Зміни 0	Екземпляр № 1	Арк 64 / 8

### **Background and History**

- ✓ Provide some background information, such as where they come from, their cultural or ethnic background, and their educational or professional history.
- ✓

### **Interests and Hobbies**

- ✓ Discuss the person's interests and hobbies, as they can reveal a lot about their character and passions.

### **Personal Stories**

- ✓ If applicable, share any personal stories that illustrate the person's character, actions, or impact on others.

### **Conclusion**

- ✓ Summarize the main points and leave the reader with a lasting impression of the person.

## *Useful Phrases for Describing People*

### **Physical Appearance**

*General Description: Begin with an overall description.*

He/She is...

He/She has...

He/She appears to be...

He/She looks...

*Height and Build:*

He/She is of average/short/tall height.

He/She has a slim/athletic/slender build.

*Hair:*

He/She has .....(adjective) hair .....(color, length, style).

His/Her hair is .....(color) and ..... (length).

She/He wears her/his hair.....

*Face:*

He/She has a .....(shape) face.

His/Her face is adorned with .....(facial features).

His/Her eyes are ..... (color).

*Clothing:*

He/She is dressed in .....(clothing description).

His/Her style is ..... (adjective), wearing .....(clothing items).

He/She often wears .....(specific style).

### **Personality Traits**

*General Traits: Describe their character.*

As for her/his personality, .....



Житомирська політехніка	МІНІСТЕРСТВО ОСВІТИ І НАУКИ УКРАЇНИ ДЕРЖАВНИЙ УНІВЕРСИТЕТ «ЖИТОМИРСЬКА ПОЛІТЕХНІКА» Система управління якістю відповідає ДСТУ ISO 9001:2015			Ф-31.06- 05.01/014.021.1/Б/ОК17- 1-2024
	Випуск 1	Зміни 0	Екземпляр № 1	Арк 64 / 9

He/She is .....(adjective) and .....(adjective).  
 His/Her personality is characterized by ..... (traits).  
 He/She possesses a .....(trait) nature.

*Positive Traits: Describe their positive qualities.*

He/She is .....(positive trait) and .....(positive trait).  
 His/Her ..... (trait) makes others feel .....(emotion).  
 He/She radiates positivity and .....(positive trait).

*Negative Traits: Describe their less favorable qualities (if necessary).*

At times, he/she can be .....(negative trait).  
 His/Her ..... (negative trait) can be challenging.  
 He/She has areas for improvement like .....(negative trait).  
 He/She tends to be .....  
 I hope you don't take this the wrong way, but I think .....

## **Behaviour and Mannerisms**

*General Behavior: Describe how they behave.*

He/She typically .....(verb).  
 In social situations, he/she .....(behavior).

*Speech and Communication: Describe their manner of speech.*

He/She speaks with a ..... (adjective) tone.  
 His/Her words are often .....(adjective).  
 When communicating, he/she .....(speech style).

*Body Language: Mention their physical expressions.*

He/She tends to .....(body language).  
 His/Her gestures are .....(adjective).  
 In certain situations, he/she .....

## **Emotions and Expressions**

*Positive Expressions: Describe their positive emotions.*

He/She often appears .....(positive emotion).  
 His/Her .....(positive emotion) is evident.  
 His/Her face lights up when .....  
 His/Her face is ..... (emotion) when .....  
 In everyday scenarios, he/she .....

*Negative Expressions: Describe their negative emotions (if necessary).*

He/She can seem ..... (negative emotion) during..... (circumstances).  
 When ..... (negative situation), he/she ..... (reaction).  
 His/Her .....(emotion) becomes apparent when .....

## **Interests and Hobbies**

He/She has a great passion for.....

Житомирська політехніка	МІНІСТЕРСТВО ОСВІТИ І НАУКИ УКРАЇНИ ДЕРЖАВНИЙ УНІВЕРСИТЕТ «ЖИТОМИРСЬКА ПОЛІТЕХНІКА» Система управління якістю відповідає ДСТУ ISO 9001:2015			Ф-31.06- 05.01/014.021.1/Б/ОК17- 1-2024
	Випуск 1	Зміни 0	Екземпляр № 1	Арк 64 / 10

One of his/her favorite pastimes is.....  
 He/She finds joy in.....  
 In his/her free time, he/she enjoys.....  
 He/She is an avid fan of.....

### Conclusion

In conclusion, .....(person's name) is an extraordinary individual who possesses a unique blend of qualities.  
 To sum it up, .....(person's name) is truly one of a kind.  
 In summary,..... (person's name) is a remarkable human being who leaves a lasting impression on everyone they meet.  
 In a nutshell, .....(person's name) is an exceptional individual in every sense of the word.  
 Overall,..... (person's name) is an outstanding person who enriches the lives of those around them.  
 To wrap it up, .....(person's name) stands out as an extraordinary individual.  
 In brief,..... (person's name) is an exceptional example of a ..... (positive quality) person.  
 In short, .....(person's name) is a remarkable human being whose .....(notable trait) shines brightly.  
 All in all, .....(person's name) is a testament to the power of ..... and its positive influence on others.

### *Creative Tasks*

*Task. Use the provided structure, tips, and useful phrases to describe people and write creative descriptions.*

- 1. Character Profile.** Describe a fictional character you've created. Provide details about their appearance, personality, and background.
- 2. Friend Portrait.** Imagine you are an artist capturing the essence of your friend on canvas. Your task is to create a vivid and detailed portrait using words instead of paints. Provide a comprehensive description of your friend's physical appearance, personality traits, and unique qualities that make them special to you. Make sure to use a variety of descriptive adjectives to paint a vivid picture of your friend in the reader's mind.
- 3. Historical Figure.** Choose a historical figure you admire and describe them as if you were meeting them in person. Include details about their appearance, character, and accomplishments.
- 4. My Next-Door Neighbour.** Think about your neighbour who lives next door or near your home. Describe this neighbour in detail. Include information about their appearance, personality, interests, and interactions with you. Share what kind of relationship you have with your neighbour and any memorable experiences you've had together.

Житомирська політехніка	МІНІСТЕРСТВО ОСВІТИ І НАУКИ УКРАЇНИ ДЕРЖАВНИЙ УНІВЕРСИТЕТ «ЖИТОМИРСЬКА ПОЛІТЕХНІКА» Система управління якістю відповідає ДСТУ ISO 9001:2015			Ф-31.06- 05.01/014.021.1/Б/ОК17- 1-2024
	Випуск 1	Зміни 0	Екземпляр № 1	Арк 64 / 11

5. **Describing a Celebrity.** Choose a celebrity from the world of entertainment, sports, or any other field you admire or are interested in. Provide a comprehensive description of this celebrity. Include details about their appearance, personality, background, career, achievements, and any unique qualities or characteristics that set them apart. Explain why you find this celebrity inspiring or captivating and how they have influenced you or their audience.
6. **Dream Travel Companion.** Imagine you have the opportunity to embark on an exciting adventure worldwide, and you can bring along your dream travel companion. In a well-structured description, describe this dream travel companion. Include details about their appearance, personality, interests, and why you believe they would make the perfect companion for your journey.
7. **Family Portrait.** Create a description of your family members as if you were an artist painting a family portrait. Include characteristics, hobbies, and roles within the family.
8. **The Stranger.** Write a description of a person you see in a public place. Include their appearance, body language, and what you imagine their life story to be.
9. **Life Coach Character.** Create a life coach character who specializes in helping people overcome challenges. Describe their appearance, coaching methods, and clients' success stories.
10. **Local Hero.** Write a profile of someone in your local community who has made a significant impact. Describe their contributions, personality, and why they are admired by others.

### ***Тема 3. Descriptive Writing: Describing Places***

#### ***Structure for Describing Places***

*A descriptive composition about a place should consist of:*

#### ***Introduction***

##### ***Paragraph 1***

*Set the scene. Name and location of the place, reasons for choosing the place.*

#### ***Main body***

##### ***Paragraph 2***

*The overall look and particular details. Sights, facilities, free-time activities.*

##### ***Paragraph 3***

*Things to do, free-time activities, and the atmosphere of the place.*

##### ***Paragraph 4***

*Personal impression and feelings about the place.*

*Using a variety of adjectives and adverbs will make your description more gripping, e.g., enormous, peaceful, impressive, unique, exceptional, etc.*

#### ***Conclusion***

##### ***Final paragraph***

*Feelings & final thoughts about the place and recommendation.*

Житомирська політехніка	МІНІСТЕРСТВО ОСВІТИ І НАУКИ УКРАЇНИ ДЕРЖАВНИЙ УНІВЕРСИТЕТ «ЖИТОМИРСЬКА ПОЛІТЕХНІКА» Система управління якістю відповідає ДСТУ ISO 9001:2015			Ф-31.06- 05.01/014.021.1/Б/ОК17- 1-2024
	Випуск 1	Зміни 0	Екземпляр № 1	Арк 64 / 12

## *Tips for Describing Places*

### **Introduction**

- ✓ Begin with a clear introduction of the place you are describing. Mention its name, location, and any significant background information.

### **Physical Features**

- ✓ Describe the physical attributes of the place. Include details such as size, shape, landscape, and any unique geographical features. Discuss the overall appearance and setting.

### **Location and Surroundings**

- ✓ Mention the specific location of the place, including its coordinates or nearby landmarks. Discuss the surroundings, neighboring areas, or nearby attractions.

### **History and Significance**

- ✓ Share the historical background and cultural significance of the place. Explain any historical events, people, or cultural aspects associated with it.

### **Architecture and Infrastructure**

- ✓ Describe the architectural style, design, and infrastructure of the place. Mention any distinctive buildings, monuments, or structures within it.

### **Atmosphere**

- ✓ Explain the atmosphere of the place. Discuss the overall mood, feeling, and sensory experiences it offers.

### **Activities and Amenities**

- ✓ Detail the activities and amenities available in the place. Include information about recreational opportunities, facilities, and services.

### **Personal Impressions**

- ✓ Share your personal impressions and feelings about the place. Express your opinions, whether they are positive or critical.

### **Conclusion**

- ✓ Summarize the key points and offer a concluding statement. You can emphasize what makes the place unique or memorable.

Житомирська політехніка	МІНІСТЕРСТВО ОСВІТИ І НАУКИ УКРАЇНИ ДЕРЖАВНИЙ УНІВЕРСИТЕТ «ЖИТОМИРСЬКА ПОЛІТЕХНІКА» Система управління якістю відповідає ДСТУ ISO 9001:2015			Ф-31.06- 05.01/014.021.1/Б/ОК17- 1-2024
	Випуск 1	Зміни 0	Екземпляр № 1	Арк 64 / 13

## *Useful Phrases for Describing Places*

### **Introduction**

*Setting the scene:*

Set in the heart of .....

Nestled in ..... (location), ..... is a captivating destination.

Located ..... (specifics about location), ..... immediately draws attention.

(Place)..... was chosen for its .....(reasons), promising a unique experience.

### **Main Body**

*Overall look and details:*

The overall look of (place) is ....., with .....(specific details).

Noteworthy sights include ....., contributing to the overall..... (impression).

Facilities such as ..... cater to the diverse needs of visitors.

The free-time activities offered, including ....., add dynamism.

*Things to do and atmosphere:*

Engaging activities like ..... make ..... (place) an exciting destination.

The atmosphere is ....., creating an ambiance of .....(description).

Visitors can ..... to immerse themselves in the local culture.

*Personal impression and feelings:*

Personally, .....(place) left a lasting impression of .....

Feelings evoked included ....., contributing to a memorable experience.

Exploring .....(place) made me realize ....., deepening my connection to the location.

### **Conclusion**

*Final thoughts and recommendation:*

In conclusion, .....(place) is a ..... destination that caters to a variety of preferences.

My final thoughts are that .....(place) is truly ..... and worth a visit.

I wholeheartedly recommend .....(place) to those seeking an ..... and ..... experience.

## *Creative Tasks*

**Task.** Use the provided structure, tips, and useful phrases to describe places and write creative descriptions.

- 1. Dreamy Destination.** Imagine an ideal place you'd like to visit. Describe it in detail, emphasizing the sights, sounds, and scents that make it special.
- 2. Time Traveler's Tavern.** Create a description of a place that combines elements from different historical periods. How would a café that blends Victorian charm with modern minimalism look?

Житомирська політехніка	МІНІСТЕРСТВО ОСВІТИ І НАУКИ УКРАЇНИ ДЕРЖАВНИЙ УНІВЕРСИТЕТ «ЖИТОМИРСЬКА ПОЛІТЕХНІКА» Система управління якістю відповідає ДСТУ ISO 9001:2015			Ф-31.06- 05.01/014.021.1/Б/ОК17- 1-2024
	Випуск 1	Зміни 0	Екземпляр № 1	Арк 64 / 14

3. **Hidden Oasis.** Imagine a garden or hidden place in an urban setting. Describe the entrance, flora, and the feeling one gets when discovering this concealed paradise.
4. **At the Seaside.** Choose a real coastal destination that you have visited or dream of visiting. Write a descriptive passage that captures the sights, sounds, and sensations of spending holidays by the sea. Explore the beach, local cuisine, and any unique traditions or activities. Your goal is to transport the reader to this seaside paradise.
5. **Mountain Retreat.** Choose a mountainous location known for its scenic beauty. Write a vivid description of the mountains, valleys, and forests. Dive into the activities available, such as hiking trails or local cultural experiences.
6. **Techno Retreat.** Envision a futuristic cityscape or a high-tech retreat. Describe the architecture, transportation, and innovative features that make it cutting-edge.
7. **Cinematic Setting.** Think of a location from your favorite movie or book. Describe it in a way that brings out its cinematic qualities, focusing on how it engages the senses.
8. **Adventure Chronicle.** You've just returned from an exciting city break, and your friends are eager to hear about your adventures. Create a captivating and immersive narrative detailing your city break. Describe the city's atmosphere, iconic landmarks, cultural experiences, and any unexpected surprises you encountered. Use your words to transport your readers to the heart of the city, allowing them to feel the excitement of your urban adventure. Don't forget to include unique details that made your city break memorable.
9. **A Restaurant Description.** Create a vivid and attractive description of a restaurant, highlighting its atmosphere, menu offerings, and unique features.
10. **Urban Symphony.** Choose an interesting city and write a descriptive passage capturing the essence of its rhythm. Consider its daily hustle and bustle, the mix of cultures, and the unique sounds and smells. Your goal is to convey the city's heartbeat to someone who has never been there.

## ***Тема 4. Descriptive Writing: Describing Events***

### ***Structure for Describing Events***

*A descriptive composition about an event should consist of:*

#### ***Introduction***

#### ***Paragraph 1***

*Set the scene. Name, time, place of event, and reasons for celebrating this event.*

#### ***Main body***

#### ***Paragraph 2***

*The overall look and particular details. Describe preparations, decorations, rehearsals, etc.*

Житомирська політехніка	МІНІСТЕРСТВО ОСВІТИ І НАУКИ УКРАЇНИ ДЕРЖАВНИЙ УНІВЕРСИТЕТ «ЖИТОМИРСЬКА ПОЛІТЕХНІКА» Система управління якістю відповідає ДСТУ ISO 9001:2015			Ф-31.06- 05.01/014.021.1/Б/ОК17- 1-2024
	Випуск 1	Зміни 0	Екземпляр № 1	Арк 64 / 15

### **Paragraph 3**

*Description of the actual event. Costumes, food, activities, and atmosphere of the event, etc.*

*Using a variety of adjectives and adverbs will make your description more amazing e. g. spectacular, crowded streets, cheering, brightly coloured, impressive, unique, exotically dressed, sparkling, grand festival, magnificent, etc.*

### **Conclusion**

#### **Final paragraph**

*Feelings, comments & final thoughts about the event, and recommendations.*

## ***Tips for Describing Events***

### **Introduction**

- ✓ Set the Scene. Begin by providing essential information like the name, time, and place of the event. Explain briefly why the event is being celebrated.

### **Overall Look and Details**

- ✓ Dive into the preparations and decorations. Describe the atmosphere leading up to the event, including any rehearsals or specific details that contribute to the anticipation.

### **Description of the Event**

- ✓ Break down the actual event. Discuss costumes, food, activities, and the overall ambiance. Use adjectives and adverbs to convey a vivid picture, such as "exotically dressed," "brightly-colored," "magnificent," and others.

### **Use Vivid Language**

- ✓ Use descriptive and expressive words to paint a clear picture.

### **Chronological Order**

- ✓ Present events in a logical sequence, following the order in which they occurred.

### **Focus on Key Details**

- ✓ Highlight essential elements that contribute to the overall understanding of the event.
- ✓ Avoid unnecessary details that may distract from the main story.

### **Set the Atmosphere**

- ✓ Convey the mood or atmosphere of the event. Describe the surroundings and emotions to provide context.

### **Conclusion**

- ✓ Share personal feelings or observations about the event.
- ✓ Discuss any noteworthy moments, surprises, or highlights.

Житомирська політехніка	МІНІСТЕРСТВО ОСВІТИ І НАУКИ УКРАЇНИ ДЕРЖАВНИЙ УНІВЕРСИТЕТ «ЖИТОМИРСЬКА ПОЛІТЕХНІКА» Система управління якістю відповідає ДСТУ ISO 9001:2015			Ф-31.06- 05.01/014.021.1/Б/ОК17- 1-2024
	Випуск 1	Зміни 0	Екземпляр № 1	Арк 64 / 16

- ✓ Conclude with your overall thoughts on the event and whether you would recommend it. Consider expressing your anticipation for future celebrations.

## *Useful Phrases for Describing Events*

### **Introduction**

The event took place on .....(date) at .....(location).  
 This celebration marked a significant moment in ..... (reason for the event).  
 The air was filled with anticipation as people gathered for the event.....  
 Attendees from all walks of life converged to celebrate ..... (occasion).  
 The event started with (began with, kicked off with) .....(opening ceremony details).

### **Main Body**

The venue was adorned with ..... (decorations) that created a festive atmosphere.  
 Preparations were meticulous, with attention to every detail.  
 Participants showcased their talents in a variety of performances.  
 Attendees were treated to a culinary delight with a menu featuring .....(food details).  
 The activities were engaging, ranging from ..... (specific activities) to ..... (other activities).

### **Description of the Event**

The crowd was a vibrant mix of .....(diverse characteristics).  
 Costumes worn by participants were ..... (adjective) and added to the visual spectacle.  
 The food stalls offered a delectable array of ..... (cuisine).  
 The atmosphere was charged with ..... (emotion), creating an unforgettable experience.  
 The event unfolded seamlessly (smoothly), leaving everyone in awe (delighted, impressed, excited, etc.) .

### **Conclusion**

As the event concluded, a sense of ..... (emotion) was in the air.  
 Attendees departed with smiles, having experienced a truly ..... (adjective) celebration.  
 Reflecting on the event, it's evident that ..... (summary of the event).  
 This celebration is highly recommended for anyone seeking ..... (experience/adjective).  
 Looking forward to future events that promise to be just as ..... (positive adjective).

## *Creative Tasks*

**Task.** Use the provided structure, tips, and useful phrases to describe events and write creative descriptions.

**1. Unforgettable Wedding.** Describe a vivid picture of a wedding ceremony you attended. Capture the emotions, decorations, and unique traditions that made it unforgettable.



Житомирська політехніка	МІНІСТЕРСТВО ОСВІТИ І НАУКИ УКРАЇНИ ДЕРЖАВНИЙ УНІВЕРСИТЕТ «ЖИТОМИРСЬКА ПОЛІТЕХНІКА» Система управління якістю відповідає ДСТУ ISO 9001:2015			Ф-31.06- 05.01/014.021.1/Б/ОК17- 1-2024
	Випуск 1	Зміни 0	Екземпляр № 1	Арк 64 / 17

- 2. Cultural Extravaganza.** Describe a multicultural event celebrating diversity in your community. Highlight the various cultural elements, performances, and activities.
- 3. Music Festival.** Vividly describe the atmosphere, performances, and crowd energy of a music festival to transport the reader to the event.
- 4. Sporting Triumph.** Write about a sports event in which an underdog team achieves a surprising victory. Capture the tension, excitement, and joy.
- 5. Tech Conference Transformation.** Describe a technology conference, emphasizing how it evolved over the days, the innovations showcased, and the impact on attendees.
- 6. Magical Holiday Parade.** Detail a holiday parade, focusing on the enchanting floats, costumes, and the joyous atmosphere.
- 7. Film Premiere Spectacle.** Take the reader to a film premiere and describe the red carpet, celebrity arrivals, and anticipation in the air.
- 8. A Grand Event.** Imagine you are tasked with describing a grand event that is about to take place. The event can be anything from a cultural festival to a high-profile award ceremony. Create a vivid and engaging description that captures the anticipation, the atmosphere, and the key elements of the event.
- 9. Environmental Awareness Event.** Describe an event focused on environmental issues, emphasizing eco-friendly initiatives, guest speakers, and the impact on attendees.
- 10. Innovation Fair.** Describe a science and innovation fair, showcasing cutting-edge technologies, interactive exhibits, and the sense of curiosity in the air.

### ***Тема 5. Descriptive Writing: Describing Feelings and Emotions***

#### ***Structure for Describing Feelings and Emotions***

*A descriptive composition about feelings and emotions should consist of:*

#### ***Introduction***

##### ***Paragraph 1***

*Introduce the circumstances leading to the emotional experience. Identify the individual or characters undergoing these emotions.*

#### ***Main body***

##### ***Paragraph 2***

*Describe initial state. Begin with the baseline emotional state before any significant events. Use descriptive language to set the emotional tone.*

##### ***Paragraph 3***

*Introduce the event or catalyst that initiates the emotional response. Explore the factors leading to the onset of emotions.*

*Use a rich variety of adjectives and adverbs to vividly depict the emotional state. Use metaphors,*

Житомирська політехніка	МІНІСТЕРСТВО ОСВІТИ І НАУКИ УКРАЇНИ ДЕРЖАВНИЙ УНІВЕРСИТЕТ «ЖИТОМИРСЬКА ПОЛІТЕХНІКА» Система управління якістю відповідає ДСТУ ISO 9001:2015			Ф-31.06- 05.01/014.021.1/Б/ОК17- 1-2024
	Випуск 1	Зміни 0	Екземпляр № 1	Арк 64 / 18

*similes, and comparisons to enhance expressiveness. Using a variety of words and literary devices will make your description more powerful.*

### **Conclusion**

#### **Final paragraph**

*Feelings, comments & final thoughts.*

## ***Tips for Describing Feelings and Emotions***

### **Introduction**

- ✓ Establish the context. Introduce the situation, event, or circumstance that evokes the emotions.
- ✓ Identify the individual or characters experiencing the emotions.

### **Describe the Scene**

- ✓ Describe what is happening in the scene and show the emotional state of the character.
- ✓ Describe actions, expressions, and behaviors that reveal emotions rather than explicitly stating them. This engages readers and allows them to infer feelings.

### **Use Powerful Adjectives**

- ✓ Instead of general terms like "happy" or "sad," use specific adjectives that convey nuances, such as "excited" "content," "melancholic," or "heartbroken."
- ✓ Opt for words that leave a lasting impression.

### **Use Metaphors and Similes**

- ✓ Draw comparisons to objects, situations, or natural elements to create vivid images. Metaphors and similes can evoke a stronger emotional response.

### **Capture the Atmosphere and Setting**

- ✓ Include elements of the atmosphere or setting that contribute significantly to the emotional experience. These details can add depth to your summary.

### **Conclusion**

- ✓ Summarize the emotional journey and its significance.
- ✓ Invite readers to reflect on the complexity and depth of the emotional experience.

## ***Useful Phrases for Describing Feelings and Emotions***

### **Joy**

Overwhelmed with happiness .....

In the realm of pure happiness.....

Radiant with joy.....

The air was charged with contagious joy.....

Житомирська політехніка	МІНІСТЕРСТВО ОСВІТИ І НАУКИ УКРАЇНИ ДЕРЖАВНИЙ УНІВЕРСИТЕТ «ЖИТОМИРСЬКА ПОЛІТЕХНІКА» Система управління якістю відповідає ДСТУ ISO 9001:2015			Ф-31.06- 05.01/014.021.1/Б/ОК17- 1-2024
	Випуск 1	Зміни 0	Екземпляр № 1	Арк 64 / 19

Experiencing unbridled delight.....  
 Brimming with euphoria.....  
 A heart full of bliss .....  
 Amidst the laughter and smiles.....

### **Sadness**

In the shadow of somber reflections...  
 A palpable sense of sorrow hung in the air...  
 The atmosphere was tinged with a quiet, mournful tone...  
 Against the backdrop of a heavy heart...  
 Drowning in sorrow.....  
 Wrapped in melancholy .....  
 Gripped by a profound sense of loss .....  
 Weighed down by a heavy heart .....  
 Numb with grief .....

### **Fear**

The room was saturated with an unsettling tension...  
 A nervous energy permeated the surroundings...  
 In the face of an impending fear...  
 Shadows of anxiety cast a pall over the scene...  
 Paralyzed by fear .....  
 Trembling with apprehension .....  
 Consumed by an ominous dread .....  
 Petrified and unable to move .....

### **Surprise**

Taken aback by an unexpected revelation .....  
 Eyes widened in astonishment .....  
 Caught off guard by a sudden turn of events .....  
 Jaw-dropping amazement .....  
 Startled by an unforeseen occurrence.....  
 The element of surprise painted expressions of awe.....  
 Unfolding like a script of unexpected twists.....  
 Faces registered a collective moment of astonishment.....  
 The unexpected revelation left an indelible mark.....

### **Anger**

The air crackled with hidden frustration.....  
 An undercurrent of simmering anger colored the interactions.....  
 The setting resonated with the fiery heat of indignation.....  
 Against a backdrop of smoldering resentment.....  
 Fuming with rage.....  
 Seething with anger .....  
 Incensed by an unjust situation .....  
 A fiery temper flaring .....  
 Boiling with indignation .....

Житомирська політехніка	МІНІСТЕРСТВО ОСВІТИ І НАУКИ УКРАЇНИ ДЕРЖАВНИЙ УНІВЕРСИТЕТ «ЖИТОМИРСЬКА ПОЛІТЕХНІКА» Система управління якістю відповідає ДСТУ ISO 9001:2015			Ф-31.06- 05.01/014.021.1/Б/ОК17- 1-2024
	Випуск 1	Зміни 0	Екземпляр № 1	Арк 64 / 20

### **Love**

Wrapped in a warm, tender affection .....  
 Heart flutter with love .....  
 Deeply passionate about someone .....  
 Love that knows no bounds .....  
 Cherishing a profound connection .....  
 Love wafted through the scene like a gentle breeze.....  
 The atmosphere hummed with tender notes of affection.....  
 In the warm embrace of love's aura.....  
 Hearts danced to the melody of deep connection.....

### **Excitement**

The ambiance buzzed with infectious enthusiasm.....  
 The setting pulsed with the thrill of anticipation.....  
 Excitement crackled in the air like electricity.....  
 The scene was alive with the contagious energy of excitement.....  
 Bursting with enthusiasm .....  
 In anticipation of the upcoming event .....  
 Thrilled to the core .....  
 Exhilarated by the prospect.....  
 Anticipating with infectious excitement .....

### **Regret**

The undertone of regret colored the atmosphere with a muted tone.....  
 The air was heavy with the weight of remorse.....  
 The scene unfolded against a backdrop of wistful retrospection.....  
 In the quiet moments, regret cast a shadow over the gathering.....  
 Consumed by remorse.....  
 Haunted by a sense of missed opportunities .....  
 Wistful and full of regret .....  
 Reflecting on past decisions with a heavy heart.....

### **Contentment**

Basking in a sense of fulfillment .....  
 Serene and wholly content .....  
 Embracing a peaceful tranquility .....  
 Savoring the simple joys of life .....  
 Grateful for a moment of deep contentment .....  
 A tranquil calm settled over the scene.....  
 The atmosphere radiated a serene sense of contentment.....  
 Amidst the peaceful surroundings, pleasure blossomed.....  
 The scene radiated with the gentle warmth of satisfaction.....

### **Confusion**

Bewildered and confused.....  
 Lost in a maze of uncertainty .....

Житомирська політехніка	МІНІСТЕРСТВО ОСВІТИ І НАУКИ УКРАЇНИ ДЕРЖАВНИЙ УНІВЕРСИТЕТ «ЖИТОМИРСЬКА ПОЛІТЕХНІКА» Система управління якістю відповідає ДСТУ ISO 9001:2015			Ф-31.06- 05.01/014.021.1/Б/ОК17- 1-2024
	Випуск 1	Зміни 0	Екземпляр № 1	Арк 64 / 21

Dealing with conflicting emotions .....  
A bewildered state of mind .....  
Torn between conflicting thoughts .....  
The air was charged with a sense of perplexity.....  
In the midst of conflicting emotions, confusion reigned.....  
Faces mirrored a collective state of bewilderment.....  
Against a backdrop of uncertainty, confusion hung thick in the air.....

### *Creative Tasks*

*Task. Use the provided structure, tips, and useful phrases to describe feelings and write creative descriptions.*

1. **Emotional Snapshot.** Describe a moment in your life when you experienced a powerful emotion. Focus on the sights, sounds, and smells that surrounded you. Use descriptive language to convey the intensity of the emotion.
2. **Character Emotional Journey.** Create a fictional character and outline their emotional journey through a significant event. Begin with their initial state, introduce the catalyst, and describe the evolution of their feelings. Explore the nuances of joy, sorrow, or excitement.
3. **Emotional Collage.** Collect images or photographs that evoke various emotions. Create a collage and write short descriptions for each image, detailing the feelings they elicit. Share the collage with others and discuss the emotional impact.
4. **Comparative Emotions.** Choose two contrasting emotions (e.g., happiness and sadness) and describe a scenario where they coexist. Explore the complexities of experiencing conflicting emotions simultaneously.
5. **Emotional Symbolism.** Select an object, color, or setting and associate it with a specific emotion. Create a narrative where this symbol plays a central role in conveying the character's emotional state.
6. **Musical Mood.** Select a piece of instrumental music and listen to it attentively. Describe the emotions and feelings that arise within you as you immerse yourself in the melody. Explore how different instruments and rhythms contribute to your emotional experience.
7. **Emotional Soundtrack.** Compile a list of songs that evoke different emotions. Write short paragraphs describing the emotional landscape each song paints and how it resonates with personal experiences.
8. **A Dreamlike Journey.** Create a scenario in which your character embarks on a dream trip. It can be a magical forest, the city of your dream, or any other place you can imagine. Describe the range of feelings and emotions your character experiences as they travel through this fantastic landscape. Use vivid language to convey the emotional uplift.

Житомирська політехніка	МІНІСТЕРСТВО ОСВІТИ І НАУКИ УКРАЇНИ ДЕРЖАВНИЙ УНІВЕРСИТЕТ «ЖИТОМИРСЬКА ПОЛІТЕХНІКА» Система управління якістю відповідає ДСТУ ISO 9001:2015			Ф-31.06- 05.01/014.021.1/Б/ОК17- 1-2024
	<i>Випуск 1</i>	<i>Зміни 0</i>	<i>Екземпляр № 1</i>	<i>Арк 64 / 22</i>

- 9. Emotional Weather Report.** Use weather metaphors to describe different emotions. For example, a character's happiness might be a sunny day, while their sadness could be a storm. Write short passages for various emotional "weather conditions."
- 10. Photo Story.** Choose a photograph that evokes strong emotions or memories for you. Describe the feelings captured in the image, considering the colors, expressions, and overall atmosphere. Create a short story around the emotions conveyed in the photo.

Житомирська політехніка	МІНІСТЕРСТВО ОСВІТИ І НАУКИ УКРАЇНИ ДЕРЖАВНИЙ УНІВЕРСИТЕТ «ЖИТОМИРСЬКА ПОЛІТЕХНІКА» Система управління якістю відповідає ДСТУ ISO 9001:2015			Ф-31.06- 05.01/014.021.1/Б/ОК17- 1-2024
	Випуск 1	Зміни 0	Екземпляр № 1	Арк 64 / 23

## ***Module 2. Creative Writing and Professional Communication***

### ***Тема 6. Writing Blogs and Social Media Content***

#### ***Structure for Writing Blogs***

***A blog should consist of:***

##### ***Title***

*Create a catchy and engaging title that reflects the essence of your blog post.*

##### ***Introduction***

###### ***Paragraph 1***

*Provide a brief overview of what the blog post is about. Capture the reader's attention and encourage them to continue reading.*

##### ***Main body***

###### ***Paragraphs 2, 3***

*Organize content into paragraphs with clear and concise topics. Each paragraph should focus on a specific aspect of the overall topic.*

##### ***Headings and Subheadings***

*Use headings and subheadings to break down the content into sections. It increases readability and helps readers navigate the text.*

##### ***Conclusion***

###### ***Final paragraph***

*Summarize the main points discussed in the blog post. Provide any concluding thoughts or recommendations.*

##### ***Images and Multimedia***

*Incorporate relevant images, infographics, or multimedia to enhance visual appeal. Ensure that the media content supports and complements the written content.*

#### ***Tips for Writing Blogs***

##### **Know Your Audience**

- ✓ Understand the interests, preferences, and needs of your target audience.

##### **Catchy Title**

- ✓ Create a compelling and descriptive title to capture readers' attention.

##### **Clear Introduction**

- ✓ Provide a concise and clear introduction that outlines the main topic.

##### **Structured Content**

- ✓ Organize your content into well-defined paragraphs, headings, and lists for easy readability.

##### **Concise and Relevant**

- ✓ Keep your writing concise and focused on the main topic.
- ✓ Avoid unnecessary details that may distract or overwhelm readers.

##### **Use Subheadings**

- ✓ Break up the content with subheadings to guide readers through different sections.

Житомирська політехніка	МІНІСТЕРСТВО ОСВІТИ І НАУКИ УКРАЇНИ ДЕРЖАВНИЙ УНІВЕРСИТЕТ «ЖИТОМИРСЬКА ПОЛІТЕХНІКА» Система управління якістю відповідає ДСТУ ISO 9001:2015			Ф-31.06- 05.01/014.021.1/Б/ОК17- 1-2024
	Випуск 1	Зміни 0	Екземпляр № 1	Арк 64 / 24

### **Include Visuals**

- ✓ Use relevant images, infographics, or multimedia to enhance the visual appeal.

### **Call-to-Action (CTA)**

- ✓ Encourage reader engagement with a clear call-to-action, such as leaving comments or sharing the post.

### **Regular Updates**

- ✓ Consistency is the key to success. Establish a regular posting schedule to keep your audience up to date.

### **Authentic Voice**

- ✓ Write in a conversational and authentic tone to connect with your readers.

### **Proofread**

- ✓ Edit and proofread your blog posts for grammar, spelling, and clarity.

### **Mobile-Friendly Design**

- ✓ Make sure your blog is accessible and looks good on various devices, including mobile phones.

### **Social Media Integration**

- ✓ Share your blog posts on social media platforms to reach a wider audience.

### **Communicate with Readers**

- ✓ Respond to comments and interact with your audience to build a community around your blog.

## *Useful Phrases for Writing Blogs*

### **Introduction**

In today's post, we'll explore.....  
 Let's dive into the world of.....  
 Have you ever wondered about.....  
 Embark on a journey with me as we explore.....  
 Ever wondered why.....  
 Join me in uncovering the secrets of.....  
 Our exploration begins with.....

### **Main Body**

First and foremost, .....  
 Moving on to the next point.....  
 Now, let's consider.....  
 It's important to note that.....  
 One key aspect to keep in mind is.....  
 Taking a closer look at.....  
 To illustrate this point.....  
 A crucial aspect to consider is.....  
 Taking a deeper dive into.....  
 An interesting point to highlight is.....  
 Now, let's turn our focus to.....  
 Now, turning our attention to.....  
 Building on that idea.....  
 In a similar vein.....



Житомирська політехніка	МІНІСТЕРСТВО ОСВІТИ І НАУКИ УКРАЇНИ ДЕРЖАВНИЙ УНІВЕРСИТЕТ «ЖИТОМИРСЬКА ПОЛІТЕХНІКА» Система управління якістю відповідає ДСТУ ISO 9001:2015			Ф-31.06- 05.01/014.021.1/Б/ОК17- 1-2024
	Випуск 1	Зміни 0	Екземпляр № 1	Арк 64 / 25

This leads us to.....  
Connecting the dots, we find that.....  
Moving smoothly to the next topic.....  
Moving from one idea to another.....  
Linking back to our earlier discussion.....

### Conclusion

In conclusion.....  
To sum up.....  
Wrapping things up.....  
In a nutshell.....  
To bring this to a close.....  
Bringing our exploration full circle.....  
Thank you for accompanying me on this exploration.  
I hope you found this post insightful.

## *Creative Tasks*

*Task. Use the provided structure, tips, and useful phrases and write different types of blogs.*

### 1. Travel Blog

Imagine you have an unexpected stopover in a city you've never visited before. Write a blog post detailing your spontaneous exploration. Share your favourite discoveries, unexpected encounters, and how this unplanned adventure added a unique chapter to your travel experiences.

### 2. Food Blog

Create a mouthwatering tour of your favourite local food market. Describe the vibrant colours, unique flavours, and variety of fresh products and culinary delights. Share your top picks, secret finds, and any interesting stories or traditions associated with the market. Complement the post with attractive visuals to make readers feel like they've stepped into the heart of the market.

### 3. Personal Blog

Think about a significant turning point in your life. Write a personal blog post that highlights the emotions, challenges, and lessons learnt during that period. Share how this experience shaped your personality and influenced your outlook on life.

### 4. Lifestyle Blog

Write a reflective piece on the impact of incorporating a specific mindfulness practice into your daily routine. Share your personal experiences, challenges and the positive changes you've observed. Offer practical advice for readers interested in adopting a similar practice and emphasize how mindful living contributes to overall well-being. Use insights to make the post relatable and engaging.

### 5. Personal Development Blog

Write a blog post that provides a step-by-step guide to setting and achieving personal development goals. Share your own journey of growth and self-improvement, detailing the obstacles you faced and the strategies that helped you overcome them. Provide readers with practical tips and exercises to help

Житомирська політехніка	МІНІСТЕРСТВО ОСВІТИ І НАУКИ УКРАЇНИ ДЕРЖАВНИЙ УНІВЕРСИТЕТ «ЖИТОМИРСЬКА ПОЛІТЕХНІКА» Система управління якістю відповідає ДСТУ ISO 9001:2015			Ф-31.06- 05.01/014.021.1/Б/ОК17- 1-2024
	Випуск 1	Зміни 0	Екземпляр № 1	Арк 64 / 26

them define their goals and work towards achieving them. Use a motivational and encouraging tone to inspire your audience to embark on their own personal development journey.

## 6. Fashion Blog

Create a blog post showcasing a seasonal fashion lookbook. Create a collection of stylish outfits that follow the latest fashion trends. Include high-quality images and provide detailed descriptions of each outfit, explaining how to mix and match different items. Share tips on accessories, styling, and how to stay on trend. Additionally, highlight any sustainable or ethical fashion choices in the lookbook to promote conscious and mindful fashion consumption.

## 7. Photography Blog

Compose a blog post that explores the art of storytelling through photography. Choose a series of your own photographs or images from famous photographers, each capturing a different moment or emotion. For each photo, tell the story behind it, discussing the composition, lighting, and the emotions conveyed. Share tips on how to improve photography skills and encourage reader engagement by inviting them to share their own photo stories in the comments.

## 8. Motivational Blog

Write an inspirational blog post about overcoming challenges. Share a personal story about people who have triumphed over adversity. Include practical tips and strategies for developing a positive mindset and staying motivated during tough times. Add motivational quotes and encourage readers to share their own stories of resilience in the comments.

## 9. Fitness and Exercise Blog

Create a blog post describing a 30-day fitness challenge. Design a well-rounded training programme that includes cardiovascular exercises, strength training, and flexibility workouts. Provide detailed daily instructions, along with images or videos demonstrating each exercise. Encourage readers to join the challenge, share their progress, and connect through a dedicated online community or social media hashtag.

## 10. Educational Blog

Develop a blog post that serves as a beginner's guide to learning a new language. Outline effective language learning strategies, recommend online resources and apps, and share personal stories of language learning success. Include practical tips for incorporating language practice into daily routine and emphasize the importance of consistency. Encourage readers to share their language learning experiences and favorite resources in the comments.

## 11. DIY and Craft Blog

Create a step-by-step guide for a unique and budget-friendly DIY home decor project. Include a list of materials needed, detailed instructions, and colourful images showcasing each stage of the process. Emphasize the creative aspects and encourage readers to adapt the project to their personal style. Conclude the post by inviting readers to share their own DIY creations inspired by the project.

## 12. Interior Design Blog

Write a blog post highlighting the latest trends in interior design for small apartments. Discuss space-saving furniture, colour schemes, and decor ideas that can transform compact living spaces into stylish and functional areas. Include before-and-after pictures of real-life transformations and provide practical tips for readers looking to improve their own living spaces.

Житомирська політехніка	МІНІСТЕРСТВО ОСВІТИ І НАУКИ УКРАЇНИ ДЕРЖАВНИЙ УНІВЕРСИТЕТ «ЖИТОМИРСЬКА ПОЛІТЕХНІКА» Система управління якістю відповідає ДСТУ ISO 9001:2015			Ф-31.06- 05.01/014.021.1/Б/ОК17- 1-2024
	Випуск 1	Зміни 0	Екземпляр № 1	Арк 64 / 27

### 13. Book Review Blog

Choose a recently released novel from your preferred genre and write a detailed book review. Discuss the plot, characters, writing style, and overall themes of the book. Share your personal insights and reflections and conclude with a recommendation for readers who might enjoy the book.

### 14. Health and Fitness Blog

Design a week-long fitness and nutrition plan for people aiming to improve their overall health. Include detailed workout routines for each day, nutrition tips, and motivational content. Emphasize the importance of balance and provide options for different fitness levels.

### 15. Music Blog

Create a blog post reviewing three emerging artists from different genres. Include background information, a brief analysis of their music style, and your personal recommendations for their best tracks. Complete the post with multimedia elements such as embedded music clips, album covers, and links to their official websites.

### 16. Business Blog

Write an in-depth blog post about the impact of new technologies on small businesses. Cover topics such as artificial intelligence, blockchain, and automation. Explore how these technologies can increase efficiency, reduce costs, and provide new opportunities for growth. Include real-world examples and practical tips for small business owners looking to integrate these technologies into their operations.

### 17. Personal Finance Blog

Create a blog post outlining a step-by-step guide to building an emergency fund. Explain the importance of emergency funds, how to determine the right amount for your specific situation, and practical tips for saving and maintaining the fund. Provide insights into budgeting, expense tracking, and strategies for boosting savings.

### 18. Sports Blog

Write a blog post analyzing the impact of technology on sports performance. Explore how innovations like wearable tech, data analytics, and virtual reality are changing the landscape of sports training and performance enhancement. Discuss specific examples and success stories of athletes or teams using technology to improve performance.

### 19. Movie Blog

Write a blog post reviewing the latest blockbuster film. Dive into aspects like cinematography, acting, plot development, and overall entertainment value. Share your personal insights and opinions on the film and encourage readers to engage in the comments section by sharing their thoughts and favourite scenes.

### 20. Niche Blog

Choose a unique and specific niche, such as "Unusual Travel Destinations" or "Vintage Video Games." Create a blog post diving deep into your chosen niche. Share interesting facts, personal experiences, and recommendations related to this niche. Interact with your audience by encouraging them to share their experiences or insights within the niche.

Житомирська політехніка	МІНІСТЕРСТВО ОСВІТИ І НАУКИ УКРАЇНИ ДЕРЖАВНИЙ УНІВЕРСИТЕТ «ЖИТОМИРСЬКА ПОЛІТЕХНІКА» Система управління якістю відповідає ДСТУ ISO 9001:2015			Ф-31.06- 05.01/014.021.1/Б/ОК17- 1-2024
	Випуск 1	Зміни 0	Екземпляр № 1	Арк 64 / 28

## Тема 7. Essay Writing

### Essay Structure

At the university, it's not enough just to write strong essays. One of the most important skills to develop is writing strong essays efficiently. And the foundation of that skill is knowing how to structure an essay. With a template for the basic essay structure in hand, you can focus on what really matters when you're writing essays: your arguments and the evidence you're using to support them. Take a look at the basic essay structure below and see how the parts of an essay work together to present a coherent, well-reasoned position, no matter what topic you're writing about.

#### **Basic essay structure: the 3 main parts of an essay**

Almost every single essay that's ever been written follows the same basic structure:

- Introduction
- Body paragraphs
- Conclusion

This structure has stood the test of time for one simple reason: It works. It clearly presents the writer's position, supports that position with relevant examples, and neatly ties their supporting arguments together in a way that makes their position evident. [5]

#### **Introduction**

A good introduction paragraph is an essential part of any academic essay. It sets up your argument and tells the reader what to expect.

The main goals of an introduction are to:

- ✓ Catch your reader's attention.
- ✓ Give background on your topic.
- ✓ Present your thesis statement—the central point of your essay.

A thesis statement is a sentence that sums up the central point of your paper or essay. It usually comes near the end of your introduction.

Your thesis will look a bit different depending on the type of essay you're writing. But the thesis statement should always clearly state the main idea you want to get across. Everything else in your essay should relate back to this idea. [2]

#### **Body paragraphs**

The body is the longest part of an essay. This is where you lead the reader through your ideas, elaborating arguments and evidence for your thesis. The body is always divided into paragraphs.

You can work through the body in three main stages:

- ✓ Create an outline of what you want to say and in what order.
- ✓ Write a first draft to get your main ideas down on paper.
- ✓ Write a second draft to clarify your arguments and make sure everything fits together.

Your essay's body paragraphs are where you support your thesis statement with facts and evidence. Each body paragraph should focus on one supporting argument for your thesis by discussing related data, content, or events.

If you're not sure whether you should include a specific point or detail in your body paragraphs, refer back to your thesis statement. If the detail supports your thesis, it should be in your essay. If it doesn't, leave it out. Your thesis statement is the core of your basic essay structure, so everything else in the essay needs to relate to it in some way.

#### **Conclusion**

Житомирська політехніка	МІНІСТЕРСТВО ОСВІТИ І НАУКИ УКРАЇНИ ДЕРЖАВНИЙ УНІВЕРСИТЕТ «ЖИТОМИРСЬКА ПОЛІТЕХНІКА» Система управління якістю відповідає ДСТУ ISO 9001:2015			Ф-31.06- 05.01/014.021.1/Б/ОК17- 1-2024
	Випуск 1	Зміни 0	Екземпляр № 1	Арк 64 / 29

The conclusion is the final paragraph of your essay. In your essay's conclusion paragraph, you summarize the points you made and bring your argument to its logical conclusion. Because your reader is now familiar with your thesis, the summary in your conclusion paragraph can be more direct and conclusive than the one in your intro paragraph.

### ***Tips for Writing Essays***

Writing an essay can be a structured and rewarding process. Here are some helpful tips to guide you through the essay-writing process:

**1. Understand the Assignment:**

Carefully read and understand the assignment prompt or question.

Note any specific requirements, such as length, format, and citation style.

**2. Choose a Topic:**

Select a topic that interests you and aligns with the assignment requirements.

Ensure your topic is focused and manageable.

**3. Create a Thesis Statement:**

Develop a clear and concise thesis statement that presents the main idea or argument of your essay.

Your thesis should guide the reader on what to expect in the essay.

**4. Outline Your Essay:**

Create a structured outline with an introduction, body paragraphs, and a conclusion.

Each section should have a clear purpose and support your thesis.

**5. Introduction:**

Start with an engaging hook to grab the reader's attention.

Provide background information on the topic.

Present your thesis statement at the end of the introduction.

**6. Body Paragraphs:**

Each paragraph should focus on a single idea that supports your thesis.

Begin each paragraph with a topic sentence, followed by supporting evidence or examples.

Ensure smooth transitions between paragraphs.

**7. Use Clear and Concise Language:**

Be clear and concise in your writing.

Avoid unnecessary words and ensure each sentence contributes to the overall flow of your essay.

**8. Provide Evidence:**

Support your arguments with relevant evidence, examples, and quotations.

Cite your sources properly according to the required citation style.

**9. Stay Focused:**

Stick to your main point and avoid going off-topic.

Keep each paragraph focused on a specific aspect of your argument.

**10. Conclusion:**

Summarize the main points made in the essay.

Restate the thesis in a different way.

End with a strong concluding statement that leaves an impression.

**11. Revise and Edit:**

Take time to review and revise your essay for clarity, coherence, and consistency.

Check for grammar, punctuation, and spelling errors.

Consider seeking feedback from peers or instructors.

Житомирська політехніка	МІНІСТЕРСТВО ОСВІТИ І НАУКИ УКРАЇНИ ДЕРЖАВНИЙ УНІВЕРСИТЕТ «ЖИТОМИРСЬКА ПОЛІТЕХНІКА» Система управління якістю відповідає ДСТУ ISO 9001:2015			Ф-31.06- 05.01/014.021.1/Б/ОК17- 1-2024
	Випуск 1	Зміни 0	Екземпляр № 1	Арк 64 / 30

## 12. Proofread:

Carefully proofread your essay to catch any remaining errors.

Reading your essay aloud can help identify awkward phrasing or errors.

## 13. Seek Feedback:

Get feedback from others, such as peers, teachers, or writing centers.

Consider their suggestions and make necessary revisions.

## 14. Finalize Your Essay:

Make final adjustments based on feedback.

Ensure that your essay meets all the requirements and is properly formatted.

### *Useful Phrases for Writing Essays*

Writing a well-structured essay involves using a variety of phrases to convey your ideas clearly and coherently. Here are some useful phrases for different parts of an essay:

#### **Introduction:**

In recent years, there has been a growing interest in...

The issue of [topic] has become increasingly significant in today's society.

This essay aims to explore and analyze the impact of...

One of the key challenges facing [subject] is...

It is widely acknowledged that...

#### **Thesis Statement:**

This essay will argue that...

The primary objective of this essay is to...

In light of the evidence, it can be concluded that...

#### **Body Paragraphs:**

First and foremost, it is essential to consider...

Moreover, it is important to highlight that...

A compelling argument in favor of [point] is...

Furthermore, when examining the data, it becomes evident that...

Another crucial aspect to take into account is...

On the contrary, some may argue that...

An alternative perspective on this issue is...

#### **Transition Phrases:**

Moving on to the next point...

In addition to this,...

Building on this idea,...

Similarly, it is important to address...

This brings us to the next aspect, which is...

#### **Counterargument:**

While it is true that [counterpoint], it is important to consider...

However, a closer examination reveals that...

Some may argue that [opposing view], but a more nuanced perspective suggests that..

Житомирська політехніка	МІНІСТЕРСТВО ОСВІТИ І НАУКИ УКРАЇНИ ДЕРЖАВНИЙ УНІВЕРСИТЕТ «ЖИТОМИРСЬКА ПОЛІТЕХНІКА» Система управління якістю відповідає ДСТУ ISO 9001:2015			Ф-31.06- 05.01/014.021.1/Б/ОК17- 1-2024
	Випуск 1	Зміни 0	Екземпляр № 1	Арк 64 / 31

### **Conclusion:**

In conclusion, this essay has examined the impact of [topic] from various angles.

To sum up, the evidence presented supports the idea that...

Ultimately, it is clear that...

In light of the arguments presented, one can infer that...

### **General Phrases:**

It is worth noting that...

In the context of...

The implications of this are...

An essential factor to consider is...

## *Creative Tasks*

*Task. Use the provided structure, tips, and useful phrases and write different types of essays.*

### *Tasks for Descriptive Essays*

#### **1. Describe a Memorable Place:**

Choose a place that is significant to you (e.g., a childhood home, a vacation spot, a local park).

Use sensory details to paint a vivid picture of the place.

Convey the emotions and memories associated with the location.

#### **2. Capture a Personal Experience:**

Reflect on a significant event or moment in your life.

Describe the scene, the people involved, and your emotions.

Engage the reader by sharing how the experience impacted you.

#### **3. Portray a Seasonal Scene:**

Pick a season (e.g., winter, spring, summer, fall).

Depict the sights, sounds, smells, and feelings associated with that season.

Create an atmosphere that transports the reader into the chosen time of year.

#### **4. Explore a Work of Art or Music:**

Select a painting, sculpture, song, or piece of music.

Analyze and describe the details, colors, shapes, or sounds.

Convey the emotions or messages conveyed by the artistic work.

#### **5. Characterize a Person:**

Choose someone significant in your life or a public figure.

Highlight physical features, personality traits, and quirks.

Convey the essence of the person through anecdotes and observations.

#### **6. Recreate a Historical Event:**

Select a historical event and describe it as if you were an eyewitness.

Capture the atmosphere, the people involved, and the emotions of the moment.

Provide historical context to help the reader understand the significance.

Житомирська політехніка	МІНІСТЕРСТВО ОСВІТИ І НАУКИ УКРАЇНИ ДЕРЖАВНИЙ УНІВЕРСИТЕТ «ЖИТОМИРСЬКА ПОЛІТЕХНІКА» Система управління якістю відповідає ДСТУ ISO 9001:2015			Ф-31.06- 05.01/014.021.1/Б/ОК17- 1-2024
	Випуск 1	Зміни 0	Екземпляр № 1	Арк 64 / 32

### 7. Illustrate a Culinary Experience:

Describe a memorable meal or dining experience.

Use sensory details to convey the taste, smell, and texture of the food.

Share the ambiance of the setting and the emotions associated with the meal.

### 8. Depict a Natural Wonder:

Choose a natural wonder (e.g., a mountain, waterfall, forest).

Paint a picture of the landscape, flora, and fauna.

Convey the awe-inspiring beauty and majesty of the natural setting.

### 9. Capture a Childhood Memory:

Reflect on a specific memory from your childhood.

Describe the setting, the people involved, and the emotions you felt.

Share the significance of the memory in shaping who you are today.

### 10. Portray a Dream or Nightmare:

Describe a vivid dream or a haunting nightmare.

Explore the surreal elements, emotions, and symbolism within the dream.

Convey the impact the dream had on your thoughts or feelings.

## *Tasks for Compare and Contrast Essays*

1. Students, Who Work vs. Unemployed Students: Who Takes the Best of This Life?
2. Comparing Life with Parents to Living on Campus.
3. Social Media: Positive Impact or Negative Impact.
4. Buying Things Online vs. Buying Things at a Shopping Mall.
5. Ebooks vs. Paper Textbooks.
6. Animal Testing vs. Alternative Methods.
7. Genetically Modified Organisms (GMOs) vs. Organic Farming.
8. Spending Money on Education vs. Spending Money on Fun.
9. Math vs. English: Which Class is Easier?
10. Classic vs. Modern Literature.
11. Shakespearean Comedies vs. Tragedies.
12. Poetry vs. Prose.
13. Virtual Friends vs. Real Friends.
14. Novels vs. Movies.
15. Pop Music vs. Classical Music.

## *Tasks for Narrative Essays*

### 1. Memorable Childhood Experience:

Write about a specific moment from your childhood that left a lasting impression on you.

Explore the emotions, sights, and sounds of that particular memory.

### 2. Life-Changing Decision:

Share a narrative about a decision you made that significantly altered the course of your life.

Reflect on the factors that influenced your choice and the outcomes that followed



Житомирська політехніка	МІНІСТЕРСТВО ОСВІТИ І НАУКИ УКРАЇНИ ДЕРЖАВНИЙ УНІВЕРСИТЕТ «ЖИТОМИРСЬКА ПОЛІТЕХНІКА» Система управління якістю відповідає ДСТУ ISO 9001:2015			Ф-31.06- 05.01/014.021.1/Б/ОК17- 1-2024
	Випуск 1	Зміни 0	Екземпляр № 1	Арк 64 / 33

### 3. Travel Adventure:

Narrate a travel experience that had a profound impact on your perspective. Describe the destination, the people you met, and the lessons learned during the journey.

### 4. Overcoming a Challenge:

Share a story about a personal challenge or obstacle you faced and how you overcame it. Reflect on the lessons learned and personal growth achieved through the experience.

### 5. Unexpected Friendship:

Write about a friendship that developed in an unexpected way or under unique circumstances. Explore the dynamics of the friendship and how it has impacted your life.

### 6. Family Traditions:

Narrate a story related to a family tradition that holds special significance for you. Describe the tradition, its origins, and the role it plays in your family dynamic.

### 7. Unforgettable Event:

Share an account of an event that left a lasting impression on you. Detail the setting, the people involved, and the emotions experienced during the event.

### 8. A Lesson from Failure:

Write about a time when you faced failure and the valuable lessons it taught you. Reflect on how the experience shaped your character and influenced your future decisions.

### 9. First Love or Heartbreak:

Explore the emotions and experiences surrounding your first love or a significant heartbreak. Discuss the impact on your outlook on relationships and personal growth.

### 10. Career Turning Point:

Narrate a story about a pivotal moment in your career or academic journey. Reflect on the decisions made, challenges faced, and the eventual outcomes.

## *Tasks for Argumentative Essays*

### 1. Social Issues:

Is social media positively or negatively impacting society?  
Should the government have a role in regulating fake news on the internet?  
Is online education as effective as traditional classroom learning?

### 2. Environmental Concerns:

Should governments prioritize renewable energy sources over traditional ones?  
Is climate change primarily caused by human activities, or is it a natural phenomenon?  
Should there be stricter regulations on single-use plastics?

### 3. Technology and Society:

Is the advancement of artificial intelligence a threat to employment?  
Should there be stricter regulations on the use of personal data by technology companies?  
Are video games and violent media contributing to increased aggression in society?

Житомирська політехніка	МІНІСТЕРСТВО ОСВІТИ І НАУКИ УКРАЇНИ ДЕРЖАВНИЙ УНІВЕРСИТЕТ «ЖИТОМИРСЬКА ПОЛІТЕХНІКА» Система управління якістю відповідає ДСТУ ISO 9001:2015			Ф-31.06- 05.01/014.021.1/Б/ОК17- 1-2024
	Випуск 1	Зміни 0	Екземпляр № 1	Арк 64 / 34

#### 4. Education:

Is standardized testing an effective measure of a student's knowledge and abilities?  
Should college education be free for all students?  
Is homeschooling a better alternative to traditional schooling?

#### 5. Health and Wellness:

Should fast food be banned in schools to combat childhood obesity?  
Is the use of genetically modified organisms (GMOs) in food production safe for consumption?  
Should governments promote a plant-based diet for environmental and health reasons?

#### 6. Economics and Policy:

Should the minimum wage be increased to provide a living wage for all workers?  
Is capitalism a fair and just economic system?  
Should governments provide financial assistance to industries during economic downturns?

#### 7. Global Issues:

Should wealthy nations be obligated to provide more financial aid to developing countries?  
Is military intervention an effective solution to resolve conflicts in other countries?  
Should there be more stringent international regulations on arms trade?

#### 8. Ethical Dilemmas:

Is euthanasia morally acceptable in certain situations?  
Should genetic engineering be used to enhance human abilities?  
Is it ethical to use animals for scientific experiments?

#### 9. Cultural and Societal Norms:

Should affirmative action be implemented to address historical inequalities?  
Is it acceptable for celebrities to use their platforms for political activism?  
Should cultural appropriation be considered offensive and restricted?

#### 10. Legal and Justice System:

Is the death penalty an appropriate punishment for heinous crimes?  
Should non-violent offenders be sentenced to alternative forms of punishment rather than incarceration?  
Is the current legal drinking age appropriate, or should it be adjusted?

### *Tasks for Expository Essays*

1. Why do people need to continue space exploration?
2. Discuss the importance of mental health.
3. How to avoid depression?
4. Why is the basic knowledge of IT important nowadays?
5. What is your dream about the future?
6. What would you do if you could live forever?
7. Define the meaning of life to you.
8. Why do children lie?
9. Difference between fat and overweight.

Житомирська політехніка	МІНІСТЕРСТВО ОСВІТИ І НАУКИ УКРАЇНИ ДЕРЖАВНИЙ УНІВЕРСИТЕТ «ЖИТОМИРСЬКА ПОЛІТЕХНІКА» Система управління якістю відповідає ДСТУ ISO 9001:2015			Ф-31.06- 05.01/014.021.1/Б/ОК17- 1-2024
	<i>Випуск 1</i>	<i>Зміни 0</i>	<i>Екземпляр № 1</i>	<i>Арк 64 / 35</i>

10. Causes of global warming.
11. How to take care of yourself?
12. Are we money hungry?
13. How to talk to mentally exhausted people?
14. Hobbies for teenagers to avoid.
15. Gender inequality at work.
16. Reasons for the rise in teenage pregnancy rate.
17. How does bullying affect the well-being of students?
18. The impact of fast food consumption on health.
19. The effects of video games on children's behavior.
20. The influence of parental divorce on children.
21. How does social media impact personal relationships?
22. The effects of peer pressure on decision-making.
23. Is Homework important? Explain Why?
24. Why is teaching considered a noble profession?
25. Why is a higher degree important for getting good jobs?

### *Tasks for Persuasive Essays*

1. Letter grades should be replaced with a pass or fail.
2. Every family should have a natural disaster survival plan.
3. Parents should talk to kids about drugs at a young age.
4. Gun ownership should be tightly regulated.
5. People should go to jail when they abandon their pets.
6. Free speech should have limitations.
7. Recycling should be mandatory for everyone.
8. Internet access should be free for everyone.
9. Pregnant couples should receive parenting lessons.
10. We shouldn't use products made from animals.
11. Celebrities should have more privacy rights.
12. We need better sex education in schools.
13. Life is better than it was 50 years ago.
14. Eating meat is unethical.
15. A vegan diet is the only diet people should follow.
16. Medical testing on animals should be illegal.
17. Medical testing on animals is necessary.
18. Single-sex colleges provide a better education.
19. Violent video games can cause people to act violently in real life.
20. Climate change should be the president's primary political concern.

Житомирська політехніка	МІНІСТЕРСТВО ОСВІТИ І НАУКИ УКРАЇНИ ДЕРЖАВНИЙ УНІВЕРСИТЕТ «ЖИТОМИРСЬКА ПОЛІТЕХНІКА» Система управління якістю відповідає ДСТУ ISO 9001:2015			Ф-31.06- 05.01/014.021.1/Б/ОК17- 1-2024
	Випуск 1	Зміни 0	Екземпляр № 1	Арк 64 / 36

## *Тема 8. Email Writing*

### *Informal Email Structure*

#### **Subject Line**

A casual and friendly subject that reflects the content of the email (e.g., "Just Checking In" or "Great News to Share!").

#### **Salutation**

Start with an informal greeting:

*Examples:* Hi [Name], Hey [Name], Hello [Name].

#### **Opening Line**

Begin with a friendly introduction or casual inquiry:

*Examples:* Hope you're doing well! or It's been so long since we last talked!

#### **Body**

**Paragraph 1:** Mention the purpose of the email briefly (e.g., share news, ask for advice, or just catch up).

**Paragraph 2 (optional):** Add details or expand on the main point. Share personal stories, experiences, or thoughts.

**Tone:** Keep it conversational and relaxed. Use contractions and everyday language.

#### **Closing Line**

Wrap up with a casual remark or invitation for further conversation.

*Examples:* Looking forward to hearing from you! or Let's catch up soon!

#### **Sign-Off**

Use an informal closing phrase:

*Examples:* Best, Cheers, Take care, Hugs, or simply [Your Name].

### *Useful Phrases for Writing Informal Emails*

#### **1. Greeting/Opening**

Hi [Name],

Hello [Name],

Dear [Name],

Hey [Name],

#### **2. Starting the Email**

How are you? Hope you're doing well!

I hope everything's going great with you.

It's been a while since we last spoke.

I wanted to drop you a quick note to...

Just checking in to say hi and...

I hope this email brightens your day!

#### **3. Asking About the Recipient**

How have you been lately?

What's new with you?

How's life treating you these days?

I was thinking about you recently and...

Житомирська політехніка	МІНІСТЕРСТВО ОСВІТИ І НАУКИ УКРАЇНИ ДЕРЖАВНИЙ УНІВЕРСИТЕТ «ЖИТОМИРСЬКА ПОЛІТЕХНІКА» Система управління якістю відповідає ДСТУ ISO 9001:2015			Ф-31.06- 05.01/014.021.1/Б/ОК17- 1-2024
	Випуск 1	Зміни 0	Екземпляр № 1	Арк 64 / 37

#### 4. Sharing News/Information

Guess what! [Share news]

I thought you'd like to know that...

Just wanted to let you know that...

I wanted to update you on...

#### 5. Making Requests

Could you do me a favor and...?

Do you think you could help me with...?

Would you mind if I asked you to...?

Can you let me know if...?

#### 6. Offering Help

Let me know if there's anything I can do.

If you need a hand with anything, just say the word!

Happy to help if you need me.

#### 7. Ending the Email

Looking forward to hearing from you soon.

Take care and write back when you can!

Can't wait to catch up soon.

Drop me a line when you get the chance.

#### 8. Sign-Off (Closing)

Best wishes,

Take care,

Cheers,

Love,

Talk soon,

Hugs,

### *Formal Email Structure*

#### **Subject Line**

Clear, concise, and relevant to the purpose of the email.

*Example:* Application for Marketing Internship or Request for Information About Your Services.

#### **Salutation**

Use formal greetings, addressing the recipient properly:

*Examples:* Dear Mr. Smith, Dear Dr. Johnson, or To Whom It May Concern, if the recipient's name is unknown.

#### **Opening Line**

Politely introduce yourself and state the purpose of your email.

*Example:* I hope this message finds you well. My name is [Your Name], and I am writing to inquire about [specific topic].

#### **Body**

**Paragraph 1:** Explain the reason for your email clearly and directly.

*Example:* I am writing to apply for the position of...

Житомирська політехніка	МІНІСТЕРСТВО ОСВІТИ І НАУКИ УКРАЇНИ ДЕРЖАВНИЙ УНІВЕРСИТЕТ «ЖИТОМИРСЬКА ПОЛІТЕХНІКА» Система управління якістю відповідає ДСТУ ISO 9001:2015			Ф-31.06- 05.01/014.021.1/Б/ОК17- 1-2024
	Випуск 1	Зміни 0	Екземпляр № 1	Арк 64 / 38

**Paragraph 2 (optional):** Provide additional details or supporting information related to your purpose.

*Example:* Attached, you will find my resume and portfolio that highlight my experience in...

**Paragraph 3:** Add any polite requests or call to action (e.g., requesting a meeting, asking for a response).

*Example:* Please let me know if there is any further information you require.

### **Closing Line**

Politely express gratitude and indicate willingness for further communication.

*Example:* Thank you for your time and consideration. I look forward to your response.

### **Sign-Off**

Use formal closing phrases:

*Examples:* Sincerely, Best regards, Yours faithfully,

Include your full name and professional details:

*Example:* [Your Full Name]

[Your Job Title/Position]

[Your Contact Information]

## *Useful Phrases for Writing Formal Emails*

### **1. Opening/Introduction**

Dear [Recipient's Name/Title],

I hope this email finds you well.

I am writing to you regarding...

I am writing to inquire about...

I am contacting you to discuss...

### **2. Stating the Purpose**

I would like to bring to your attention...

The purpose of this email is to...

I am writing in reference to...

I would appreciate it if you could provide further details about...

I am reaching out to request...

### **3. Requesting Information or Action**

Could you please confirm...

I would be grateful if you could...

Could you kindly provide me with...

I would appreciate your assistance in...

Please let me know if...

### **4. Offering Help/Information**

If you need any further information, please do not hesitate to contact me.

I would be happy to provide additional details if necessary.

Please let me know if I can be of any assistance.

Should you require any clarification, feel free to reach out.

Житомирська політехніка	МІНІСТЕРСТВО ОСВІТИ І НАУКИ УКРАЇНИ ДЕРЖАВНИЙ УНІВЕРСИТЕТ «ЖИТОМИРСЬКА ПОЛІТЕХНІКА» Система управління якістю відповідає ДСТУ ISO 9001:2015			Ф-31.06- 05.01/014.021.1/Б/ОК17- 1-2024
	Випуск 1	Зміни 0	Екземпляр № 1	Арк 64 / 39

## 5. Closing Phrases

Thank you for your time and consideration.

I look forward to your reply.

I appreciate your prompt response.

Thank you for your cooperation.

I look forward to discussing this further.

## 6. Sign-Off (Closing)

Sincerely,

Best regards,

Yours faithfully,

With kind regards,

Yours sincerely,

## CREATIVE TASKS

*Task. Use the provided structures and useful phrases and write different types of emails.*

### Informal Emails

1. A birthday greeting to a colleague.
2. An email to a colleague who is also a good friend.
3. A social invitation to a friend at your workplace.
4. A message to a friend on a social networking site.
5. Giving life updates to someone close.
6. Writing to a friend about your achievement.
7. Weekend Plans: Sharing what you're up to over the weekend or asking about their plans.
8. Movie or TV Show Recommendations: Sharing your favorite recent watch or asking for recommendations.
9. Sharing a recent funny or interesting experience.
10. Travel Experiences: Discussing recent or dream travel destinations and experiences.
11. Book Club Discussions: Sharing thoughts on a recent read or suggesting books for the club.
12. Recipe Sharing: Sharing a favorite recipe or asking for cooking advice.
13. Music Suggestions: Sharing favorite songs or asking for new music recommendations.
14. Sports Talk: Discussing recent games, favorite teams, or upcoming matches.
15. Memes and Internet Culture: Sharing funny memes or discussing internet trends.
16. Hobby Updates: Sharing updates on hobbies like gardening, painting, or photography.
17. Fitness Progress: Sharing workout routines, achievements, or seeking motivation.
18. Local Events: Sharing information about upcoming events in your area or asking for recommendations.
19. Technology and Gadgets: Discussing new gadgets, apps, or tech news.
20. Career Advice: Seeking or giving informal career advice and sharing work-related anecdotes.
21. Health and Wellness Tips: Sharing wellness tips, healthy recipes, or discussing mindfulness practices.
22. Nostalgia: Reminiscing about childhood memories, favorite toys, or old TV shows.
23. Future Plans: Discussing dreams, aspirations, and goals for the future.

Житомирська політехніка	МІНІСТЕРСТВО ОСВІТИ І НАУКИ УКРАЇНИ ДЕРЖАВНИЙ УНІВЕРСИТЕТ «ЖИТОМИРСЬКА ПОЛІТЕХНІКА» Система управління якістю відповідає ДСТУ ISO 9001:2015			Ф-31.06- 05.01/014.021.1/Б/ОК17- 1-2024
	Випуск 1	Зміни 0	Екземпляр № 1	Арк 64 / 40

24. Reconnecting with an old friend.
25. Informal lunch invitation email.

### Formal Emails

1. Write an email to a customer.
2. Write a job application.
3. Write an email to your manager.
4. Write a complaint to a shop.
5. Write a mail about leave for one day.
6. Write a confirmation email
7. Write a “Thank you” email
8. Write an email from one company to another company
9. Write an email to ask for information regarding colleges, admissions, reservation confirmation, internship opportunity
10. Announcement of the winner of any university competition
11. Congratulations letter, to congratulate someone on their achievement
12. Write an email to the admission officer of international college, asking him/her about the information on the admission process, fees, hostel facility, and eligibility criteria for your course.
13. Proposal for collaborative project: [project title]
14. Request for feedback on [specific topic/project]
15. Invitation to participate in [event/workshop/webinar]
16. Follow-up on meeting action items
17. Inquiry regarding product/service offerings
18. Notification of scheduled maintenance or downtime
19. Reminder about upcoming deadline or submission
20. Formal thank-you for recent collaboration or support
21. Invitation to join [committee/task force/working group]
22. Request for sponsorship or partnership opportunity
23. Notification of company policy violation and next steps
24. Announcement of employee recognition program
25. Announcement of new hire or promotion
26. Proposal for cost-saving measures or efficiency improvements
27. Request for clarification on contract terms or agreements
28. Notification of office closure or holiday schedule
29. Announcement of company rebranding or name change
30. Invitation to participate in customer satisfaction survey

## *Tema 9. Writing for Specific Audiences*

### *Structure*

- ✓ **Introduction:** Start with a clear purpose or central idea that aligns with the audience’s expectations.
- ✓ **Body:** Adapt tone, language, and content to suit the specific audience (professional, academic, or creative).
- ✓ **Professional:** Use formal language, concise phrasing, and focus on actionable insights.



Житомирська політехніка	МІНІСТЕРСТВО ОСВІТИ І НАУКИ УКРАЇНИ ДЕРЖАВНИЙ УНІВЕРСИТЕТ «ЖИТОМИРСЬКА ПОЛІТЕХНІКА» Система управління якістю відповідає ДСТУ ISO 9001:2015			Ф-31.06- 05.01/014.021.1/Б/ОК17- 1-2024
	Випуск 1	Зміни 0	Екземпляр № 1	Арк 64 / 41

- ✓ **Academic:** Present evidence, use precise terminology, and structure ideas logically.
- ✓ **Creative:** Employ an engaging tone, use storytelling elements, and connect emotionally.
- ✓ **Conclusion:** Summarize the key points, provide a takeaway, or include a call to action if relevant.

### *Tips*

- ✓ **Know Your Audience:** Understand their background, needs, and interests.
- ✓ **Tailor Content:** Adjust vocabulary, tone, and style to match the audience.
- ✓ **Use Relevant Examples:** Include examples or references that the audience can relate to.
- ✓ **Maintain Clarity:** Avoid jargon for non-specialized audiences; keep explanations clear and accessible.

### *Tips for Writing Articles and Article Structure*

#### *Tips for Writing Articles*

##### **1. Know Your Audience:**

- ✓ Understand who you're writing for and tailor your tone and language accordingly (e.g., formal for professionals, conversational for casual readers).

##### **2. Use a Clear and Concise Writing Style:**

- ✓ Avoid jargon unless writing for a specialized audience. Keep sentences short and straightforward.

##### **3. Start with a Strong Hook:**

- ✓ Capture attention in the introduction with a relatable question, a surprising fact, or a compelling story.

##### **4. Stay Relevant:**

- ✓ Stick to the main topic and avoid unnecessary digressions.

##### **5. Organize Your Content:**

- ✓ Use headings, bullet points, and numbered lists to make the article easy to read.

##### **6. Be Informative and Credible:**

- ✓ Back your arguments with facts, data, and credible sources.

##### **7. Add a Personal Touch:**

- ✓ Share personal stories or opinions where appropriate to connect with your readers.

##### **8. End with a Purpose:**

- ✓ Conclude by summarizing key points or encouraging readers to take action (e.g., explore, learn more, or try something new).

##### **9. Proofread and Edit:**

- ✓ Check for grammar, punctuation, and spelling errors. Ensure the article flows well.

##### **10. Use Visual Elements (if applicable):**

- ✓ Supplement the article with images, charts, or infographics where necessary.

Житомирська політехніка	МІНІСТЕРСТВО ОСВІТИ І НАУКИ УКРАЇНИ ДЕРЖАВНИЙ УНІВЕРСИТЕТ «ЖИТОМИРСЬКА ПОЛІТЕХНІКА» Система управління якістю відповідає ДСТУ ISO 9001:2015			Ф-31.06- 05.01/014.021.1/Б/ОК17- 1-2024
	Випуск 1	Зміни 0	Екземпляр № 1	Арк 64 / 42

## *Article Structure*

### 1. Title/Headline

- ✓ The headline should be attention-grabbing, concise, and relevant to the content.
- ✓ Example: "5 Ways to Improve Your Productivity" or "Exploring the Beauty of Nature Through Travel."

### 2. Introduction

- ✓ Begin with a hook to engage the reader (e.g., a question, a quote, or an interesting fact).
- ✓ Briefly introduce the topic and state the purpose of the article.
- ✓ Example: "Have you ever wondered how some people manage to achieve so much in so little time? The secret lies in understanding productivity techniques."

### 3. Main Body

- ✓ Divide the content into 2-4 paragraphs, each focusing on a specific point or idea.
- ✓ Use headings or subheadings to organize the content clearly.
- ✓ Include examples, statistics, or quotes to support your points.
- ✓ Maintain a logical flow between paragraphs.
- ✓ Example Subheading: "Time Management: The Key to Productivity."

### 4. Conclusion

- ✓ Summarize the key points discussed in the article.
- ✓ Provide a final thought, solution, or call-to-action (CTA) to engage the reader further.
- ✓ Example: "By applying these simple tips, you can take charge of your time and achieve your goals. Start today!"

## *Tips for Writing Reviews and Review Structure*

### *Tips for Writing Reviews*

#### 1. Be Objective:

- ✓ Balance personal opinions with objective observations. Avoid being biased.

#### 2. Know Your Audience:

- ✓ Write for your intended readers, tailoring your language and tone to suit their interests and knowledge level.

#### 3. Support Your Opinions:

- ✓ Use examples to back up your claims. Instead of saying, "The product is bad," explain "The product failed to deliver consistent results after repeated use."

#### 4. Be Specific:

- ✓ Avoid vague statements. Provide clear descriptions and examples.

Житомирська політехніка	МІНІСТЕРСТВО ОСВІТИ І НАУКИ УКРАЇНИ ДЕРЖАВНИЙ УНІВЕРСИТЕТ «ЖИТОМИРСЬКА ПОЛІТЕХНІКА» Система управління якістю відповідає ДСТУ ISO 9001:2015			Ф-31.06- 05.01/014.021.1/Б/ОК17- 1-2024
	Випуск 1	Зміни 0	Екземпляр № 1	Арк 64 / 43

### 5. Avoid Spoilers (for Books/Movies):

- ✓ Don't reveal key plot twists or endings unless it's crucial to your critique.

### 6. Consider Multiple Perspectives:

- ✓ Highlight different aspects (e.g., technical features, emotional appeal, cultural relevance).

### 7. Keep it Organized:

- ✓ Use paragraphs and subheadings to make the review easy to follow.

### 8. Stay Honest but Constructive:

- ✓ Highlight both positives and negatives without being overly critical or flattering.

### 9. Check Facts:

- ✓ Ensure any details you include (release dates, names, features) are accurate.

### 10. End on a Strong Note:

- ✓ Leave readers with a clear impression or action point, like whether they should read, watch, or buy it.

## *Review Structure*

### 1. Title

- ✓ Choose a clear and engaging title that reflects the subject of the review.
- ✓ Example: "An Honest Take on [Product/Book/Movie Name]" or "Exploring the Depths of [Movie/Book Name]".

### 2. Introduction

- ✓ Briefly introduce the subject of the review (e.g., the book, movie, product, or event).
- ✓ Mention the context or purpose (e.g., why you decided to read/watch/use it).
- ✓ Example: "Released earlier this year, [Movie Name] quickly became a cultural phenomenon. But does it live up to the hype?"

### 3. Summary

- ✓ Provide a brief summary of the subject, focusing on its key aspects (e.g., plot, features, or purpose).
- ✓ Be concise and avoid unnecessary details or spoilers.
- ✓ Example (Book): "The novel follows the journey of a young protagonist navigating a dystopian society."

### 4. Analysis/Body

- ✓ Dive into the main points of your review.
- ✓ Focus on strengths and weaknesses with specific examples:
- ✓ What worked well? (e.g., performances, writing, design, usability).
- ✓ What didn't work? (e.g., pacing, character development, functionality).
- ✓ Use headings or subheadings to organize different aspects (e.g., "Plot," "Acting," "User Experience").
- ✓ Example (Movie): "The cinematography is breathtaking, but the dialogue often feels forced."

Житомирська політехніка	МІНІСТЕРСТВО ОСВІТИ І НАУКИ УКРАЇНИ ДЕРЖАВНИЙ УНІВЕРСИТЕТ «ЖИТОМИРСЬКА ПОЛІТЕХНІКА» Система управління якістю відповідає ДСТУ ISO 9001:2015			Ф-31.06- 05.01/014.021.1/Б/ОК17- 1-2024
	Випуск 1	Зміни 0	Екземпляр № 1	Арк 64 / 44

## 5. Opinion

- ✓ Share your personal perspective on the subject.
- ✓ Highlight what stood out to you the most and how it made you feel.
- ✓ Be honest and balanced. Avoid being overly harsh or overly flattering.

## 6. Conclusion

- ✓ Summarize your thoughts and provide a final verdict.
- ✓ Mention whether or not you'd recommend it and to whom.
- ✓ Example: "While the storyline has its flaws, the breathtaking visuals make this film a must-watch for sci-fi fans."

## 7. Rating (Optional)

- ✓ Include a rating system if appropriate (e.g., 4 out of 5 stars, or a score out of 10).

## *Creative Tasks*

*Task. Use the provided structure, tips, and useful phrases and write different articles and reviews.*

### *Articles*

#### 1. **Opinion Article:** The Future of Remote Work

Write an opinion article discussing the future of remote work post-pandemic.

#### 2. **How-To Article:** Tips for Staying Productive While Working from Home

Write a "how-to" article with tips for staying productive while working from home.

#### 3. **Informative Article:** The Benefits of a Plant-Based Diet

Write an informative article about the health benefits of a plant-based diet.

#### 4. **Product Review Article:** Review of a Popular Smartphone

Write a detailed review of a popular smartphone model (e.g., iPhone, Samsung Galaxy, etc.).

#### 5. **Trend Article:** The Rise of Sustainable Fashion

Write a trend article discussing the rise of sustainable fashion.

### *Reviews*

#### 1. **Book Review.** Write a review of your favorite book.

#### 2. **Movie Review.** Write a review of a movie you recently watched.

#### 3. **Product Review (Tech Gadget).** Review a new tech gadget (smartphone, smartwatch, headphones, etc.).

#### 4. **Restaurant Review.** Write a review of a restaurant you recently visited.

#### 5. **Video Game Review.** Review a video game you've played recently.

#### 6. **Music Album Review.** Review a music album or a new song by an artist.

#### 7. **TV Series Review.** Write a review of a TV series you've watched.

#### 8. **Travel Destination Review.** Review a travel destination you've visited.

#### 9. **Online Course Review.** Write a review of an online course or tutorial you've completed.

#### 10. **Event Review (Concert, Festival, or Conference).** Review a live event you attended (e.g., concert, festival, conference).

Житомирська політехніка	МІНІСТЕРСТВО ОСВІТИ І НАУКИ УКРАЇНИ ДЕРЖАВНИЙ УНІВЕРСИТЕТ «ЖИТОМИРСЬКА ПОЛІТЕХНІКА» Система управління якістю відповідає ДСТУ ISO 9001:2015			Ф-31.06- 05.01/014.021.1/Б/ОК17- 1-2024
	Випуск 1	Зміни 0	Екземпляр № 1	Арк 64 / 45

## *Тема 10. Creative Projects*

### *Tips for Creative Projects*

1. **Plan Before You Start:**
  - ✓ Define the goal and purpose of your project. Understand what message you want to convey and how you'll present it.
2. **Collaborate Effectively:**
  - ✓ If working in a team, assign clear roles and tasks. Ensure constant communication for smooth progress.
3. **Emphasize Creativity:**
  - ✓ Think outside the box. Use unique concepts, innovative formats, or multimedia elements to engage your audience.
4. **Focus on the Audience:**
  - ✓ Tailor your project to your audience's needs and interests. Whether it's storytelling or informative, your project must resonate with the audience.
5. **Use Various Tools:**
  - ✓ Use digital tools (e.g., Canva, Prezi, or video editing software) to make your project visually appealing and interactive.
6. **Revise and Edit:**
  - ✓ Ensure your final output is polished. Review for coherence, grammar, and consistency.

### *Structure for Creative Projects*

1. **Title:** Create a captivating title that reflects the essence of the project.
2. **Introduction:** Introduce your project, its purpose, and the intended audience.
3. **Main Body:**
  - ✓ **Concept/Idea:** Clearly outline your idea or theme.
  - ✓ **Implementation:** Explain how you developed your project (tools, methods, etc.).
  - ✓ **Creative Elements:** Highlight what makes your project unique or engaging (e.g., storytelling techniques, visuals, etc.).
4. **Conclusion:** Summarize your project's outcomes, what you've learned, and its potential impact.
5. **Call to Action (if applicable):** Encourage feedback or invite collaboration if relevant.
6. **Acknowledgments (if applicable):** Recognize contributors or collaborators.

### *Creative Tasks*

#### 1. Collaborative Storytelling

Write a 500-word short story with a partner or team. Assign parts (e.g., plot, dialogue, or description) to each member. Merge your sections into a cohesive and creative narrative

Житомирська політехніка	МІНІСТЕРСТВО ОСВІТИ І НАУКИ УКРАЇНИ ДЕРЖАВНИЙ УНІВЕРСИТЕТ «ЖИТОМИРСЬКА ПОЛІТЕХНІКА» Система управління якістю відповідає ДСТУ ISO 9001:2015			Ф-31.06- 05.01/014.021.1/Б/ОК17- 1-2024
	Випуск 1	Зміни 0	Екземпляр № 1	Арк 64 / 46

## 2. Multimedia Presentation

Create a multimedia presentation (using visuals, text, and audio) on the topic: "The Art of Creative Writing." Use creative elements like animations or interactive elements to engage your audience.

## 3. Creative Blog Series

Develop a 3-part blog series on a topic of your choice (e.g., "The Journey of a Writer"). Ensure each part has a unique angle but connects to the overall theme.

## 4. Story in Pictures

Create a photo essay or a storyboard (5-7 pictures) that tells a story. Include captions for each image to explain the narrative.

## 5. Social Media Campaign

Design a week-long social media campaign to promote creative writing. Include ideas for posts, hashtags, visuals, and interactive content to engage followers.

## 6. Concept Note for a Book

Write a 300-word concept note for a fictional book. Explain the book's genre, storyline, key characters, and target audience.

## 7. Create a Writing Workshop

Plan a creative writing workshop. Develop a schedule, topics, activities, and materials. Write a 250-word description of the workshop for potential participants.

## 8. Interactive Game or Quiz

Design an interactive writing-related game or quiz (e.g., a game to create storylines). Provide a short description and sample content for the game.

## 9. Digital Magazine

Create a mockup or concept for a digital magazine focused on creative writing. Include ideas for sections, visuals, and audience engagement strategies.

## 10. Personal Writing Portfolio

Compile a portfolio showcasing your best creative writing pieces. Include a brief introduction for each piece explaining its purpose and what makes it special.

## 11. Create a Short Podcast Episode

Record a 5-minute podcast on a topic related to creative writing (e.g., "Tips for Overcoming Writer's Block" or "The Power of Metaphors"). Include an introduction, key points, and a closing remark. Add sound effects or music to make it engaging.

## 12. Write a Microfiction for Social Media

Create a microfiction story (150 words or less) designed to be shared on platforms like Instagram or Twitter. Accompany it with a visual element, such as a custom graphic, photo, or illustration.

## 13. Interactive Story Using AI Tools

Write an interactive short story using an AI storytelling platform (e.g., ChatGPT, AI Dungeon, or

Житомирська політехніка	МІНІСТЕРСТВО ОСВІТИ І НАУКИ УКРАЇНИ ДЕРЖАВНИЙ УНІВЕРСИТЕТ «ЖИТОМИРСЬКА ПОЛІТЕХНІКА» Система управління якістю відповідає ДСТУ ISO 9001:2015			Ф-31.06- 05.01/014.021.1/Б/ОК17- 1-2024
	<i>Випуск 1</i>	<i>Зміни 0</i>	<i>Екземпляр № 1</i>	<i>Арк 64 / 47</i>

Twine). Let the reader make choices that influence the direction of the story. Share the experience with your classmates.

#### **14. Create a Video Reel or TikTok Story**

Develop a short video (30-60 seconds) for Instagram Reels or TikTok that presents a creative writing tip, promotes a story you've written, or creatively visualizes an excerpt of your writing. Use captions, filters, and engaging audio.

#### **15. Digital Zine on Creative Writing**

Design a 2–3-page digital zine (mini-magazine) on a theme related to writing (e.g., "Exploring Character Development"). Use tools like Canva or Adobe Spark to create visuals, short articles, and fun graphics to engage your audience.

Житомирська політехніка	МІНІСТЕРСТВО ОСВІТИ І НАУКИ УКРАЇНИ ДЕРЖАВНИЙ УНІВЕРСИТЕТ «ЖИТОМИРСЬКА ПОЛІТЕХНІКА» Система управління якістю відповідає ДСТУ ISO 9001:2015			Ф-31.06- 05.01/014.021.1/Б/ОК17- 1-2024
	Випуск 1	Зміни 0	Екземпляр № 1	Арк 64 / 48

## **Guidelines for Completing Self-Study Tasks**

### **Завдання для самостійної роботи**

№	<b>Self-Study Tasks, Guidelines &amp; Examples</b>
	<b>Модуль 1</b>
	<b>Змістовий модуль 1. Foundations of Descriptive Creative Writing</b>
1	<p><b>Тема 1. Introduction to Creative Writing: Main Types and Techniques</b></p> <p><b>1. Write a short essay (150-200 words) explaining what creative writing is. Identify the main types and genres of creative writing. Choose one genre that suits you best and explain why.</b></p> <p><b>Instructions:</b></p> <p>a) Start with a definition of creative writing. Use your own words or paraphrase reliable sources. Highlight its artistic and imaginative nature. <i>Example: Creative writing is a form of writing where creativity and imagination take center stage, allowing writers to express themselves uniquely while engaging the audience.</i></p> <p>b) Identify the main types and genres of creative writing. These might include short stories, descriptions, essays, reviews, etc. Briefly explain each.</p> <p>c) Select a genre you feel most connected to and explain why. Provide personal insights or experiences to support your choice. <i>Example: I feel most drawn to poetry because it allows me to express emotions concisely and vividly, using rhythm and imagery to connect with readers on a deep level.</i></p> <p><b>Example opening paragraph:</b> Creative writing refers to imaginative expression through various forms, including poetry, stories, and plays. Unlike academic or technical writing, it focuses on creativity, emotions, and storytelling. Of all genres, I connect most with short stories, as they allow me to explore diverse characters and themes in a concise yet impactful way.</p> <p><b>2. Choose a current event (or a general topic of your choice) and write four different passages about it:</b></p> <p>a) A descriptive passage that conveys the sensory details of the event or topic. b) A narrative passage that tells a story related to the event. c) A persuasive passage that argues a position on the event. d) An expository passage that explains the facts and details of the event. Each passage should be between 150-200 words.</p> <p><b>Instructions:</b> Choose a topic or event: Select something meaningful or relevant (e.g., a local festival, a recent news event, or a memorable experience). Make each passage in a specific writing style: a) <b>Descriptive:</b> Focus on sensory details—sights, sounds, smells, textures, and feelings. Avoid analysis or storytelling.</p>



Житомирська політехніка	МІНІСТЕРСТВО ОСВІТИ І НАУКИ УКРАЇНИ ДЕРЖАВНИЙ УНІВЕРСИТЕТ «ЖИТОМИРСЬКА ПОЛІТЕХНІКА» Система управління якістю відповідає ДСТУ ISO 9001:2015			Ф-31.06- 05.01/014.021.1/Б/ОК17- 1-2024
	Випуск 1	Зміни 0	Екземпляр № 1	Арк 64 / 49

№	Self-Study Tasks, Guidelines & Examples
	<p><i>Example: The festival was alive with vibrant colors—scarlet banners fluttering in the wind, golden lights twinkling as the sun set. The air was rich with the smell of roasted chestnuts and sweet pastries.</i></p> <p>b) <b>Narrative:</b> Write a story related to the topic, including characters, a setting, and a plot. Use dialogue or events to engage readers. <i>Example: As the festival drums echoed through the square, Anna tightened her grip on the kite string. The crowd cheered when the kite soared higher, but a gust of wind yanked it from her hands, sending it spiraling into the sunset.</i></p> <p>c) <b>Persuasive:</b> State an opinion or argument related to the topic. Use facts, logic, and persuasive language to convince readers. <i>Example: Festivals are crucial for preserving cultural heritage. They bring communities together, promote local traditions, and provide a much-needed escape from daily routines.</i></p> <p>d) <b>Expository:</b> Explain the facts, details, or background of the topic in a neutral, informative tone. Avoid personal opinions or storytelling. <i>Example: The annual kite festival dates back 50 years and celebrates the town's historical connection to wind-based crafts. Participants compete to create the most unique and functional kites.</i></p> <p>Revise and proofread: Ensure each passage follows its intended writing style, with clear ideas and proper grammar. <b>Example Topic:</b> A Local Music Festival <i>Descriptive:</i> Detail the atmosphere, sounds, and sights. <i>Narrative:</i> Share a story about someone attending the festival. <i>Persuasive:</i> Argue why such festivals should receive more funding. <i>Expository:</i> Explain the festival's history and purpose.</p>
2	<p><b>Тема 2. Writing Descriptive Passages. Describing People</b></p> <p><b>1. Write a detailed description of a fictional character. Describe their physical appearance, inner world, personality traits, and behavior. Use metaphors and similes to enhance the character's image.</b></p> <p><b>Instructions:</b></p> <ul style="list-style-type: none"> <li>- Create a fictional character: Think about their backstory, personality, and appearance. What makes them unique?</li> <li>- Describe their physical appearance: Include specific details like height, build, facial features, hairstyle, clothing, and any distinguishing marks. Use metaphors and similes to make the description vivid. Example: His hair was a tangle of silver, cascading like moonlight over his shoulders. His piercing blue eyes, as sharp as shards of ice, seemed to read the secrets of your soul.</li> <li>- Explore their inner world: Highlight their thoughts, values, and dreams. How do they view the world? Example: Beneath his rugged exterior, he harbored a heart brimming with unspoken poetry, as if his soul sang melodies too fragile for the world to hear.</li> <li>- Show their personality traits and behavior: Use specific actions or habits that reveal</li> </ul>

Житомирська політехніка	МІНІСТЕРСТВО ОСВІТИ І НАУКИ УКРАЇНИ ДЕРЖАВНИЙ УНІВЕРСИТЕТ «ЖИТОМИРСЬКА ПОЛІТЕХНІКА» Система управління якістю відповідає ДСТУ ISO 9001:2015			Ф-31.06- 05.01/014.021.1/Б/ОК17- 1-2024
	Випуск 1	Зміни 0	Екземпляр № 1	Арк 64 / 50

№	Self-Study Tasks, Guidelines & Examples
	<p>their character. Example: He had a habit of whistling under his breath, a cheerful tune even on the stormiest days, as if his optimism could calm the winds.</p> <p><b>Example Opening Paragraph:</b> Amy stood at the edge of the forest, her crimson cloak billowing like a flame against the dark trees. Her eyes, as green as moss after rain, sparkled with curiosity. Beneath her confident smile was a mind always searching for answers, a sharp wit matched only by her fierce loyalty to those she loved.</p> <p><b>2. Describe a person from your life (friend, family member, groupmate, etc.) focusing on their physical and psychological traits. Include situations that illustrate their behavior.</b></p> <p><b>Instructions:</b></p> <ul style="list-style-type: none"> <li>- Choose someone you know well: Select someone whose personality and traits you can vividly describe.</li> <li>- Describe their physical traits: Be specific and use imagery to create a clear picture. Focus on what makes them stand out. <i>Example: My friend Anna has a smile that lights up the room like the first rays of sunlight breaking through a stormy sky. Her curly auburn hair bounces with every step, a reflection of her vibrant personality.</i></li> <li>- Focus on their psychological traits: What are their defining qualities? How do they think, feel, or react to situations? <i>Example: Anna has an infectious optimism, always seeing the glass as half full. Her laughter is contagious, a melody that brightens even the darkest moments.</i></li> <li>- Illustrate their behavior: Use real-life examples to show their personality in action. <i>Example: When our group struggled with a tough project, Anna stepped in with creative ideas, rallying everyone with her energy and determination.</i></li> </ul> <p><b>Example Opening Paragraph:</b> <i>My grandfather is a man of quiet strength. His hands, rough and calloused from years of hard work, tell stories of perseverance and dedication. Despite his stern appearance, his eyes—gentle and wise—reveal a man who has always been there to support his family, often putting their needs above his own.</i></p>
3	<p><b>Tema 3. Descriptive Writing: Describing Places</b></p> <p><b>1. Choose two places that are very different from each other (e.g., a bustling city and a quiet countryside). In a 300-word passage, describe each place in a way that emphasizes their contrasting characteristics. Focus on the sensory details (sight, sound, smell, etc.) and atmosphere. Use specific language that highlights the differences in the places' moods and environments.</b></p> <p><b>Instructions:</b></p> <ul style="list-style-type: none"> <li>- Select two contrasting places: Choose locations that are distinctly different in mood, environment, and atmosphere. For example, you could compare: <ul style="list-style-type: none"> <li>a) A vibrant city full of energy and noise with a tranquil countryside.</li> <li>b) A crowded marketplace versus an empty beach.</li> </ul> </li> </ul>

Житомирська політехніка	МІНІСТЕРСТВО ОСВІТИ І НАУКИ УКРАЇНИ ДЕРЖАВНИЙ УНІВЕРСИТЕТ «ЖИТОМИРСЬКА ПОЛІТЕХНІКА» Система управління якістю відповідає ДСТУ ISO 9001:2015			Ф-31.06- 05.01/014.021.1/Б/ОК17- 1-2024
	Випуск 1	Зміни 0	Екземпляр № 1	Арк 64 / 51

№	Self-Study Tasks, Guidelines & Examples
	<ul style="list-style-type: none"> <li>- Use sensory details: Describe what you see, hear, smell, and feel in each location. These details should emphasize the contrast. <i>Example for the city: "The honking of cars echoed through the narrow streets, while neon lights flickered above like artificial stars."</i> <i>Example for the countryside: "The soft rustle of leaves and the distant hum of crickets filled the silence, as the golden sunset painted the hills with warm shades."</i></li> <li>- Create distinct atmospheres: Highlight how the places make you feel or how they might influence someone's mood. <i>Example: The city feels alive and overwhelming, full of opportunities but also chaos, while the countryside offers peace, solitude, and a connection to nature.</i></li> <li>- Structure your passage: Write one paragraph for each place. In the final paragraph, briefly reflect on the contrasting characteristics of the two places. <b>Examples:</b> <b>Contrasting place:</b> <i>The city: "The streets were alive with energy, the incessant hum of life vibrating through every corner. Neon lights illuminated the crowded sidewalks, while the air carried a mix of exhaust fumes and the tantalizing aroma of street food."</i> <i>The countryside: "In the countryside, time seemed to slow down. The rolling hills stretched endlessly, kissed by golden sunlight. A gentle breeze rustled through the grass, carrying the sweet scent of wildflowers."</i></li> </ul> <p><b>2. Write a description of a place that inspires you (it could be a park, a city, a village, or even an imaginary place). Use details that create atmosphere, a sense of space, colors, and sounds.</b></p> <p><b>Instructions:</b></p> <ul style="list-style-type: none"> <li>- Choose a meaningful place: It can be a real location (e.g., a park, a city, your favorite room) or an imaginary one (e.g., a magical forest).</li> <li>- Set the atmosphere: Think about how this place makes you feel. Is it calming, invigorating, or mysterious?</li> <li>- Use vivid sensory imagery: Focus on what you see, hear, and feel to bring the place to life. <i>Example: "The park was a symphony of colors in autumn. The crimson leaves crunched underfoot, and the crisp air carried the faint aroma of pine."</i></li> <li>- Create a sense of space: Make the reader feel like they are in the place. Describe its size, layout, and unique features. <i>Example: "The village square was small yet brimming with life, its cobblestone paths leading to a quaint café that exuded the aroma of freshly baked bread."</i></li> <li>- Conclude with emotional significance: Explain why this place inspires you or holds special meaning. <b>Examples:</b> <b>Inspiring place:</b></li> </ul>

Житомирська політехніка	МІНІСТЕРСТВО ОСВІТИ І НАУКИ УКРАЇНИ ДЕРЖАВНИЙ УНІВЕРСИТЕТ «ЖИТОМИРСЬКА ПОЛІТЕХНІКА» Система управління якістю відповідає ДСТУ ISO 9001:2015			Ф-31.06- 05.01/014.021.1/Б/ОК17- 1-2024
	Випуск 1	Зміни 0	Екземпляр № 1	Арк 64 / 52

№	Self-Study Tasks, Guidelines & Examples
	<p><i>The secluded beach: "The beach was a hidden treasure, tucked away behind a grove of swaying palm trees. The golden sand shimmered under the sun, warm and soft beneath my feet, while the gentle waves lapped rhythmically against the shore. The ocean stretched endlessly, a canvas of deep blue merging into the horizon. A salty breeze carried the scent of the sea and the occasional cry of a seagull. The solitude was profound—no sounds of the bustling world, just the serene melody of nature. Here, amidst the endless expanse of sky and sea, I felt free, as if the world had paused just for a moment to let me breathe."</i></p>
4	<p><b>Тема 4. Descriptive Writing: Describing Events</b></p> <p><b>1. Write about the same event from the perspective of two different people who experienced it. For example, if the event is a wedding, one description could be from the perspective of the bride, and the other could be from the perspective of a guest. Focus on how everyone’s emotions, thoughts, and observations differ, and how the atmosphere of the event is perceived differently by each.</b></p> <p><b>Instructions:</b></p> <ul style="list-style-type: none"> <li>- Choose an event that is familiar to you or imagine a fictional one (e.g., a wedding, a concert, or a school competition).</li> <li>- Think about two characters involved in the event—what are their roles and how might their viewpoints differ?</li> </ul> <p><i>For example:</i>  <i>The bride vs. a guest at the wedding.</i>  <i>A player vs. a fan at a football match.</i></p> <ul style="list-style-type: none"> <li>- Write two separate descriptions of the event (200–250 words each). Focus on:  <i>Emotions:</i> How does each character feel about the event?  <i>Thoughts:</i> What are their reflections during the event?  <i>Observations:</i> What details do they notice, and how do these differ based on their perspective?</li> </ul> <p><b>Example:</b></p> <p><b>Perspective 1: The bride</b>  <i>"The soft strains of the violin floated through the room, but I barely heard them over the thudding of my heart. My dress felt heavier than I had imagined, but the moment I saw him waiting at the end of the aisle, a sense of calm washed over me. Every step felt surreal, as if I were walking through a dream. The guests were a blur of colors and faces, but his smile anchored me."</i></p> <p><b>Perspective 2: A Guest at the wedding</b>  <i>"The church was beautifully decorated, though a bit too warm for my liking. The soft light from the stained-glass windows cast a rainbow of colors across the aisle. I couldn't help but admire the bride as she entered—she looked stunning, her dress shimmering as she moved. As the ceremony progressed, I found myself lost in the heartfelt vows. It was a simple, yet profoundly touching event."</i></p> <p><b>2. Imagine you are a witness to a significant event (e.g., a sports match, an important</b></p>










Житомирська політехніка	МІНІСТЕРСТВО ОСВІТИ І НАУКИ УКРАЇНИ ДЕРЖАВНИЙ УНІВЕРСИТЕТ «ЖИТОМИРСЬКА ПОЛІТЕХНІКА» Система управління якістю відповідас ДСТУ ISO 9001:2015			Ф-31.06- 05.01/014.021.1/Б/ОК17- 1-2024
	Випуск 1	Зміни 0	Екземпляр № 1	Арк 64 / 53

№	Self-Study Tasks, Guidelines & Examples
	<p><b>meeting, or a family celebration). Describe the event, paying attention to the emotional context, the interactions between participants, and the overall atmosphere.</b></p> <p><b>Instructions:</b></p> <ul style="list-style-type: none"> <li>- Pick an event—real or fictional—and imagine yourself observing it closely.</li> <li>- Write a description (200–250 words) focusing on:  <i>The emotional context:</i> How does the event feel? Is it tense, joyful, or solemn?  <i>Interactions between participants:</i> What do people say or do? How do they interact?  <i>Overall atmosphere:</i> How do the surroundings add to the event's tone?</li> </ul> <p><b>Example:</b>  <i>"The family reunion was buzzing with excitement. The large garden was alive with laughter as children chased each other under the string lights. The air smelled of grilled meat and freshly baked bread, mingling with the fragrance of blooming flowers. Grandparents sat in a circle, sharing old stories, their voices a gentle hum against the background noise. At the center of it all, my uncle stood by the grill, commanding attention with his jokes. Yet, amidst the joy, there was a tinge of nostalgia in the air—memories of those who were no longer with us hung softly, like whispers in the evening breeze."</i></p>
5	<p><b>Тема 5. Descriptive Writing: Describing Feelings and Emotions</b></p> <p><b>1. Describe your emotions in a specific situation (e.g., excitement before an important event, joy after achieving a goal). Use metaphors, similes, and vivid imagery to express your emotions.</b></p> <p><b>Instructions:</b></p> <ul style="list-style-type: none"> <li>- Think of a personal experience or imagine a situation that evokes strong emotions.</li> <li>- Choose one dominant emotion (e.g., fear, happiness, pride, or anxiety).</li> <li>- Write a passage (200–250 words) describing your emotions during the situation.</li> </ul> <p>Use:  <i>Metaphors and Similes:</i> Compare your feelings to relatable objects or phenomena (e.g., "My heart raced like a sprinter at the starting line").  <i>Sensory Details:</i> Describe how your body reacts—do you feel warmth, tingling, or heaviness? What sounds, smells, or sights are tied to the moment?  <i>Imagery:</i> Paint a vivid picture of your emotional experience.</p> <p><b>Example:</b>  <i>"The moment before my name was announced felt like standing at the edge of a cliff, the wind tugging at my confidence, daring me to leap. My heart thudded like a drumbeat, each strike echoing in my ears. The room around me blurred, the chatter of the crowd reduced to a distant hum. When I finally heard the words, 'And the award goes to...,' I felt a jolt of electricity, as if my entire body had been plugged into a power source. The joy that followed was a wave of sunlight breaking through clouds, warm and all-encompassing. It surged through me, lifting me higher than I ever thought possible."</i></p> <p><b>2. Write a monologue of a character experiencing strong emotions (e.g., fear, joy,</b></p>

Житомирська політехніка	МІНІСТЕРСТВО ОСВІТИ І НАУКИ УКРАЇНИ ДЕРЖАВНИЙ УНІВЕРСИТЕТ «ЖИТОМИРСЬКА ПОЛІТЕХНІКА» Система управління якістю відповідає ДСТУ ISO 9001:2015			Ф-31.06- 05.01/014.021.1/Б/ОК17- 1-2024
	Випуск 1	Зміни 0	Екземпляр № 1	Арк 64 / 54

№	Self-Study Tasks, Guidelines & Examples
	<p><b>anger). Focus on using emotional language and conveying the character's inner state through words.</b></p> <p><b>Instructions:</b></p> <ul style="list-style-type: none"> <li>- Create a fictional character experiencing a moment of intense emotion.</li> <li>- Write a monologue (200–250 words) where the character expresses their inner thoughts and feelings. Focus on: <ul style="list-style-type: none"> <li><i>Emotional language:</i> Use words that directly reflect their state (e.g., trembling, furious, ecstatic).</li> <li><i>Repetition and sentence structure:</i> Mirror the character's emotional intensity through sentence length and rhythm.</li> <li><i>Body reactions:</i> Show how their physical state reflects their emotions.</li> </ul> </li> </ul> <p><b>Example:</b></p> <p><i>"I can't believe it happened. I told myself it wouldn't—couldn't—but now... now it's all crumbling. My hands are shaking so badly I can barely hold onto the phone. How could she say that? How could she look at me and just walk away, like I was nothing, like all those years meant nothing? My chest feels tight, like someone's pressing down on it with a weight I can't lift. And my throat—it burns, but the words won't come. I want to scream. I want to yell and tell her she's wrong. But what would be the point? She's gone now. She's gone, and all I can do is sit here, clutching this stupid phone, as the world keeps spinning like it doesn't even care."</i></p>
<b>Змістовий модуль 2. Creative Writing and Professional Communication</b>	
6	<p><b>Тема 6. Writing Blogs and Social Media Content</b></p> <p><b>1. Write a blog post (300-350 words) on a topic of your choice, targeting a specific audience (e.g., travel enthusiasts, tech lovers, fitness fans). Use a clear structure, an engaging tone, and a call to action at the end.</b></p> <p><b>Instructions:</b></p> <ol style="list-style-type: none"> <li>1. <i>Choose your audience:</i> Decide who you're writing for (e.g., travel enthusiasts, eco-conscious individuals, food lovers).</li> <li>2. <i>Pick a topic:</i> Select a subject that aligns with your target audience's interests (e.g., "Top 5 Hidden Beaches to Visit" for travel lovers).</li> <li>3. <i>Structure your post:</i></li> </ol> <p><i>Introduction:</i> Start with a hook to grab attention (e.g., a question, a fun fact, or a personal anecdote).</p> <p><i>Body:</i> Divide the content into 2-3 short paragraphs, each addressing a specific idea or point. Use bullet points or subheadings if needed.</p> <p><i>Conclusion/Call to action:</i> End with an engaging closing remark that encourages readers to act (e.g., "Share your favorite hidden beaches in the comments!" or "Follow us for more travel tips").</p> <p><i>Tone:</i> Be friendly, relatable, and engaging, as if you're speaking directly to your reader.</p> <p><i>Language:</i> Avoid jargon; use clear and simple sentences to convey your message effectively.</p> <p><b>Example:</b></p>

Житомирська політехніка	МІНІСТЕРСТВО ОСВІТИ І НАУКИ УКРАЇНИ ДЕРЖАВНИЙ УНІВЕРСИТЕТ «ЖИТОМИРСЬКА ПОЛІТЕХНІКА» Система управління якістю відповідас ДСТУ ISO 9001:2015			Ф-31.06- 05.01/014.021.1/Б/ОК17- 1-2024
	Випуск 1	Зміни 0	Екземпляр № 1	Арк 64 / 55

№	Self-Study Tasks, Guidelines & Examples
	<p><i>"5 Tips for Staying Fit While Traveling"</i>  <i>Traveling is exciting, but staying healthy on the road can be challenging. Here are five simple tips to help you maintain your fitness routine while exploring the world.</i></p> <ol style="list-style-type: none"> <li><i>1. Pack Smart: Bring resistance bands or a yoga mat—they're lightweight and easy to carry.</i></li> <li><i>2. Explore on Foot: Ditch the taxi and walk! Not only will you stay active, but you'll also discover hidden gems.</i></li> <li><i>3. Make Use of Hotel Gyms: Many accommodations now offer fitness facilities. Take advantage of them!</i></li> <li><i>4. Stay Hydrated: Keep a water bottle handy to stay energized throughout the day.</i></li> <li><i>5. Try Local Active Experiences: From hiking in the Alps to surfing in Bali, embrace activities that keep you moving.</i></li> </ol> <p><i>Staying fit doesn't mean sacrificing the joy of travel. Implement these tips, and your adventures will be as healthy as they are memorable!</i>  <i>What's your go-to fitness tip for traveling? Share it in the comments below!</i></p> <p><b>2. Choose a popular social media platform (Instagram, Twitter, etc.) and write a post (150-200 words) designed to engage followers. Focus on using concise, colorful language, and include hashtags or links where appropriate.</b></p> <p><b>Instructions:</b></p> <ol style="list-style-type: none"> <li><i>1. Select a platform:</i> Choose the style of your post based on the platform's nature (e.g., visual for Instagram, concise and witty for Twitter).</li> <li><i>2. Focus on the audience:</i> Write content that speaks to the followers you want to engage (e.g., "Foodies," "Fitness fans," "Nature lovers").</li> <li><i>3. Engage with language:</i> Use short, vibrant sentences and emotional or humorous tones to grab attention.</li> <li><i>4. Include Hashtags and Links:</i> Use relevant hashtags (#TravelTips, #FoodieLife) and add links to resources or your profile.</li> <li><i>5. Include a CTA:</i> Ask followers to interact (e.g., "Tag a friend who'd love this!" or "Drop a 🌴 if you're ready for a vacation!").</li> </ol> <p><b>Example for Instagram (Travel Enthusiasts):</b>   "Ready to escape to paradise? 🌴 Discover the 5 Secret Beaches you NEED to visit this summer. Crystal-clear waters, golden sands, and sunsets you'll never forget.  Link in bio for the full guide!  ✨    ✨ Dream now, travel later! ✨   Where's YOUR dream beach? Tell us below!    #TravelGoals #BeachVibes #Wanderlust*</p> <p><b>Example for Twitter (Fitness Fans):</b>   "Struggling to stay active while traveling?  Here are 3 quick hacks:    1️⃣ Walk, don't ride.     2️⃣ Local activities = fitness fun!     3️⃣ Pack light gear (bands, yoga mats).     Stay fit, stay happy! What's YOUR go-to travel fitness tip?</p>

Житомирська політехніка	МІНІСТЕРСТВО ОСВІТИ І НАУКИ УКРАЇНИ ДЕРЖАВНИЙ УНІВЕРСИТЕТ «ЖИТОМИРСЬКА ПОЛІТЕХНІКА» Система управління якістю відповідає ДСТУ ISO 9001:2015			Ф-31.06- 05.01/014.021.1/Б/ОК17- 1-2024
	Випуск 1	Зміни 0	Екземпляр № 1	Арк 64 / 56

№	Self-Study Tasks, Guidelines & Examples
	#FitnessOnTheGo #TravelSmart #StayActive”
7	<p><b>Тема 7. Essay Writing</b></p> <p><b>1. Write a 400–500-word persuasive essay on a current social issue. Develop a clear thesis, support your arguments with credible evidence, and address potential counterarguments.</b></p> <p><b>Instructions:</b></p> <ul style="list-style-type: none"> <li>- Choose a Topic: Select a relevant social issue (e.g., climate change, gender equality, mental health awareness).</li> <li>- Structure Your Essay: <ul style="list-style-type: none"> <li>✓ <i>Introduction:</i> Start with a hook, present your thesis statement, and provide context for your argument.</li> <li>✓ <i>Body Paragraphs:</i> <ul style="list-style-type: none"> <li>○ <i>Paragraph 1:</i> Present your main argument with supporting evidence.</li> <li>○ <i>Paragraph 2:</i> Address counterarguments and refute them effectively.</li> <li>○ <i>Paragraph 3:</i> Add additional evidence or examples to strengthen your position.</li> </ul> </li> <li>✓ <i>Conclusion:</i> Summarize your points and include a strong closing statement (e.g., a call to action).</li> <li>✓ <i>Language:</i> Use formal and persuasive language. Avoid emotional bias and focus on logical reasoning.</li> </ul> </li> </ul> <p><b>Example prompt:</b> "Why governments should prioritize renewable energy investments over fossil fuels."</p> <p><b>2. Choose a topic of personal interest and write a comparative essay (400-500 words), highlighting the similarities and differences between two perspectives, subjects, or items of interest.</b></p> <p><b>Instructions:</b></p> <ul style="list-style-type: none"> <li>- Choose a Topic: Select two perspectives, objects, or ideas to compare and contrast (e.g., online learning vs. traditional classrooms, urban vs. rural living).</li> <li>- Structure Your Essay: <ul style="list-style-type: none"> <li>✓ <i>Introduction:</i> Introduce the two subjects and state the purpose of your comparison.</li> <li>✓ <i>Body Paragraphs:</i> <ul style="list-style-type: none"> <li><i>Paragraph 1:</i> Highlight similarities between the two subjects.</li> <li><i>Paragraph 2:</i> Focus on their differences.</li> <li><i>Paragraph 3:</i> Discuss your personal evaluation or preference, supported by evidence.</li> </ul> </li> <li>✓ <i>Conclusion:</i> Summarize your analysis and restate your conclusion.</li> <li>✓ <i>Language:</i> Use clear transitions (e.g., similarly, in contrast, however). Maintain a balanced tone throughout.</li> </ul> </li> </ul> <p><b>Example prompt:</b> "Compare and contrast the advantages of city life and village life."</p> <p><b>3. Write a 500–600-word essay on a topic of your choice (e.g., “The Impact of Social</b></p>



Житомирська політехніка	МІНІСТЕРСТВО ОСВІТИ І НАУКИ УКРАЇНИ ДЕРЖАВНИЙ УНІВЕРСИТЕТ «ЖИТОМИРСЬКА ПОЛІТЕХНІКА» Система управління якістю відповідає ДСТУ ISO 9001:2015			Ф-31.06- 05.01/014.021.1/Б/ОК17- 1-2024
	Випуск 1	Зміни 0	Екземпляр № 1	Арк 64 / 57

№	Self-Study Tasks, Guidelines & Examples
	<p>Media on Society” or “The Benefits of Reading”, etc.). Clearly identify the type of essay (e.g., argumentative, descriptive, etc.). <b>Instructions:</b></p> <ul style="list-style-type: none"> <li>- Pick a Topic: Examples include "The Impact of Social Media on Society" or "The Benefits of Reading."</li> <li>- Identify the Essay Type: Before starting, determine if your essay will be argumentative, descriptive, narrative, or expository.</li> <li>- Structure Your Essay: <ul style="list-style-type: none"> <li>✓ <i>Introduction:</i> Introduce the topic and your approach to it.</li> <li>✓ <i>Body Paragraphs:</i> Develop your ideas with evidence, examples, or detailed descriptions based on your chosen essay type.</li> <li>✓ <i>Conclusion:</i> Summarize your ideas and offer insights or final thoughts.</li> </ul> </li> </ul> <p><b>Example prompt:</b> For a descriptive essay: "Describe how social media platforms have changed interpersonal communication."</p>
8	<p><b>Тема 8. Email Writing</b></p> <p><b>1. Write an informal email (150-200 words) to a friend, telling them about an exciting event you recently attended.</b> <b>Instructions:</b></p> <ul style="list-style-type: none"> <li>- Subject Line: Use a casual and engaging subject line, such as "Guess What Happened at the Concert!"</li> <li>- Greeting: Start with an informal salutation, such as "Hi [Friend's Name]" or "Hey [Name]!"</li> <li>- <i>Introduction:</i> Briefly introduce the purpose of your email.</li> <li>- <i>Body:</i> Share your experience in a conversational tone. Include exciting details and your personal feelings about the event.</li> <li>- <i>Closing:</i> Use a friendly and informal closing, such as "Cheers," "Talk soon," or "Take care."</li> </ul> <p><b>Example start:</b> Subject: You Won't Believe This Concert! Hi Sarah, I just had the most amazing experience last night, and I couldn't wait to share it with you! You know how much I love live music...</p> <p><b>2. Write a formal email (200-250 words) requesting information or clarification from a company (e.g., asking about a product, service, or job application process).</b> <b>Instructions:</b></p> <ul style="list-style-type: none"> <li>- <i>Subject Line:</i> Write a clear and concise subject line summarizing the purpose of your email. Example: "Inquiry About Job Application Process."</li> <li>- <i>Greeting:</i> Begin with a formal salutation, such as "Dear [Recipient's Name]" or "Dear Hiring Manager."</li> <li>- <i>Introduction:</i> Briefly introduce yourself and state the purpose of your email.</li> <li>- <i>Body:</i> Clearly explain your inquiry, using polite language and proper structure.</li> </ul>

Житомирська політехніка	МІНІСТЕРСТВО ОСВІТИ І НАУКИ УКРАЇНИ ДЕРЖАВНИЙ УНІВЕРСИТЕТ «ЖИТОМИРСЬКА ПОЛІТЕХНІКА» Система управління якістю відповідає ДСТУ ISO 9001:2015			Ф-31.06- 05.01/014.021.1/Б/ОК17- 1-2024
	Випуск 1	Зміни 0	Екземпляр № 1	Арк 64 / 58

№	Self-Study Tasks, Guidelines & Examples
	<p>Ensure you include all relevant details or questions.</p> <ul style="list-style-type: none"> <li>- <i>Closing</i>: Thank the recipient for their time and assistance.</li> <li>- <i>Sign-Off</i>: End with a professional closing phrase, such as "Sincerely" or "Best regards," followed by your name and contact details.</li> </ul> <p><b>Example:</b> Subject: Inquiry About Job Application Process Dear [Recipient's Name] / Dear Hiring Manager, I hope this email finds you well. My name is [Your Name], and I am writing to inquire about the application process for the [specific position name] role at [Company Name], as advertised on [platform/source where you found the job listing]. I am very interested in this opportunity and would appreciate it if you could provide more details regarding the required qualifications, application deadlines, and the next steps in the hiring process. Additionally, I would like to know if there are any specific documents or forms that need to be submitted along with my application. Thank you for your time and assistance. I look forward to your response.</p> <p>Sincerely, [Your Full Name] [Your Contact Information]</p>
9	<p><b>Тема 9. Writing for Specific Audiences</b></p> <p><b>1. Choose a topic (e.g., "The Importance of Healthy Eating") and write three short pieces (150-200 words each) for three different audiences:</b></p> <ol style="list-style-type: none"> <li>a) Professional (e.g., a corporate newsletter).</li> <li>b) Academic (e.g., a research article introduction).</li> <li>c) Creative (e.g., a personal blog post).</li> </ol> <p><b>Instructions:</b></p> <ul style="list-style-type: none"> <li>- Choose a topic of broad relevance, such as "The Importance of Healthy Eating," "The Benefits of Exercise," or "The Role of Technology in Modern Life."</li> <li>- Write three distinct pieces of 150–200 words each, tailored to the following audiences: <ul style="list-style-type: none"> <li>✓ <i>Professional</i>: Use formal language and focus on practical implications, facts, and benefits. Ensure your tone aligns with a corporate or industry-focused audience.</li> <li>✓ <i>Academic</i>: Write with a structured approach, emphasizing evidence, citations (if applicable), and formal phrasing suitable for an academic context.</li> <li>✓ <i>Creative</i>: Use a conversational tone with relatable anecdotes or vivid imagery to make it appealing for readers of a blog or casual magazine.</li> </ul> </li> </ul> <p><b>Examples:</b> <b>Professional:</b> "Healthy eating habits can significantly impact workplace productivity. According to recent studies, employees who consume balanced diets are less likely to</p>

Житомирська політехніка	МІНІСТЕРСТВО ОСВІТИ І НАУКИ УКРАЇНИ ДЕРЖАВНИЙ УНІВЕРСИТЕТ «ЖИТОМИРСЬКА ПОЛІТЕХНІКА» Система управління якістю відповідає ДСТУ ISO 9001:2015			Ф-31.06- 05.01/014.021.1/Б/ОК17- 1-2024
	Випуск 1	Зміни 0	Екземпляр № 1	Арк 64 / 59

№	Self-Study Tasks, Guidelines & Examples
	<p>experience exhaustion and more likely to maintain focus during long hours. By offering access to healthier meal options and educational resources, companies can support their teams' well-being while improving overall efficiency."</p> <p><b>Academic:</b> "The importance of healthy eating has been supported by numerous studies in the field of nutrition. Research by Smith et al. (2022) suggests that diets rich in fruits, vegetables, and whole grains reduce the risk of chronic diseases by up to 30%. This paper aims to explore the correlation between dietary patterns and physical health outcomes, with a specific focus on younger populations.</p> <p><b>Creative:</b> "Picture this: it's a sunny Saturday morning, and you're savoring a vibrant smoothie bowl topped with fresh berries and crunchy granola. That's what healthy eating feels like—a simple joy that fuels your body and brightens your day. Incorporating small, nutritious changes like this into your meals can make a big difference in how you feel every day."</p> <p><b>2. Write a review (200-250 words) of a book, movie, or product that you have recently experienced. Focus on analyzing its strengths and weaknesses while providing specific examples to support your opinions.</b></p> <p><b>Instructions:</b></p> <ul style="list-style-type: none"> <li>- Choose a book, movie, or product you recently experienced or used.</li> <li>- In 200–250 words, provide a balanced review by including: <ul style="list-style-type: none"> <li>✓ A brief introduction to the subject (e.g., title, author/director, or product type).</li> <li>✓ The strengths: What stood out or impressed you the most? Provide examples.</li> <li>✓ The weaknesses: What could have been improved? Be constructive.</li> <li>✓ Conclusion: Would you recommend it? Why or why not?</li> </ul> </li> </ul> <p><b>Example:</b> "The movie "A Quiet Place" directed by John Krasinski is a gripping thriller that masterfully combines suspense with heartfelt family dynamics. The premise of living in a world where sound invites deadly creatures is both unique and terrifying, keeping the audience on the edge of their seats. Emily Blunt's performance as a resilient mother is particularly compelling, adding emotional depth to the film. However, the movie does have some shortcomings. Certain plot points, such as the creatures' selective sensitivity to sound, feel inconsistent, leaving viewers with unanswered questions. Additionally, the pacing in the second half slows down slightly, detracting from the initial intensity. Overall, "A Quiet Place" is a must-watch for fans of innovative horror films. Its ability to blend scares with emotional storytelling makes it a standout in its genre, despite minor flaws."</p>
10	<p><b>Тема 10. Creative Projects</b></p> <p><b>1. Imagine you are working on a collaborative creative writing project (e.g., co-</b></p>

Житомирська політехніка	МІНІСТЕРСТВО ОСВІТИ І НАУКИ УКРАЇНИ ДЕРЖАВНИЙ УНІВЕРСИТЕТ «ЖИТОМИРСЬКА ПОЛІТЕХНІКА» Система управління якістю відповідає ДСТУ ISO 9001:2015			Ф-31.06- 05.01/014.021.1/Б/ОК17- 1-2024
	Випуск 1	Зміни 0	Екземпляр № 1	Арк 64 / 60

№	Self-Study Tasks, Guidelines & Examples
	<p><b>authoring a book or creating a multimedia storytelling campaign). Write a concept note (200 words) explaining how you would collaborate, divide tasks, and ensure a cohesive final product.</b></p> <p><b>Instructions:</b></p> <ul style="list-style-type: none"> <li>- Choose a project type: Decide on the type of creative project (e.g., co-authoring a novel, creating a multimedia campaign, or compiling a collection of short stories).</li> <li>- Plan collaboration: Clearly outline how you and your collaborators will divide tasks (e.g., writing, editing, designing, researching).</li> <li>- Address cohesion: Explain how you will ensure consistency in tone, style, and content across all contributions.</li> <li>- Stick to the word limit: Write a concise and clear concept note of 200 words.</li> </ul> <p><b>Example:</b></p> <p>"Our collaborative creative project is a multimedia storytelling campaign titled "Voices of the Future," focusing on sustainability and climate action. The project combines written stories, short videos, and illustrations to engage diverse audiences. The team will consist of three members, each specializing in a different area:</p> <p><i>Writer:</i> Responsible for drafting the core narratives and maintaining a cohesive tone.</p> <p><i>Illustrator:</i> Creating visual content to complement the stories.</p> <p><i>Video Editor:</i> Producing short clips to enhance the campaign's multimedia aspect.</p> <p>To ensure coherence, we will conduct weekly meetings to discuss progress, align our creative vision, and exchange feedback. A shared project timeline will track deadlines, and we'll use collaborative tools like Google Docs and Trello for seamless communication.</p> <p>Our aim is to deliver an impactful campaign that combines engaging content with compelling visuals, inspiring audiences to take action for a sustainable future."</p> <p><b>2. Prepare a presentation on one of the suggested topics: "The Art of Descriptive Writing: Bringing People, Places, and Events to Life" or "Creating Content for Digital Audience: Blogs and Social Networks".</b></p> <p><b>Instructions:</b></p> <ul style="list-style-type: none"> <li>- Choose a topic: Pick one of the following suggested topics: "The Art of Descriptive Writing: Bringing People, Places, and Events to Life" "Creating Content for a Digital Audience: Blogs and Social Networks"</li> <li>- Structure your presentation: <ul style="list-style-type: none"> <li>✓ Introduction: Provide an overview of your topic and its relevance.</li> <li>✓ Main Points: Divide the content into 3–4 key sections with clear headings. Use examples to illustrate your ideas.</li> <li>✓ Conclusion: Summarize your main points and emphasize their importance.</li> <li>✓ Call to Action (Optional): Suggest how the audience can apply what they've learned.</li> </ul> </li> <li>- Enhance engagement: Use visuals, examples, or real-life case studies to make your presentation engaging.</li> </ul>

Житомирська політехніка	МІНІСТЕРСТВО ОСВІТИ І НАУКИ УКРАЇНИ ДЕРЖАВНИЙ УНІВЕРСИТЕТ «ЖИТОМИРСЬКА ПОЛІТЕХНІКА» Система управління якістю відповідає ДСТУ ISO 9001:2015			Ф-31.06- 05.01/014.021.1/Б/ОК17- 1-2024
	Випуск 1	Зміни 0	Екземпляр № 1	Арк 64 / 61

№	Self-Study Tasks, Guidelines & Examples
	<p><b>Example Outline for Topic 1:</b>  "The Art of Descriptive Writing: Bringing People, Places, and Events to Life"</p> <ul style="list-style-type: none"> <li>✓ Introduction: What is descriptive writing, and why is it important?</li> <li>✓ Key Techniques: Use of sensory details, figurative language, and vivid imagery.</li> <li>✓ Examples in Action: Analyze passages from well-known works of literature.</li> <li>✓ Tips for Writers: Practical advice for crafting vivid descriptions.</li> <li>✓ Conclusion: The role of descriptive writing in captivating readers.</li> </ul> <p><b>Example Outline for Topic 2:</b>  "Creating Content for a Digital Audience: Blogs and Social Networks"</p> <ul style="list-style-type: none"> <li>✓ Introduction: The growing importance of digital content.</li> <li>✓ Key Features: Conciseness, shareability, and audience engagement.</li> <li>✓ Examples: Successful blog posts and viral social media campaigns.</li> <li>✓ Practical Tips: Crafting CTAs, using hashtags, and analyzing trends.</li> <li>✓ Conclusion: How effective content can drive audience interaction.</li> </ul>

Житомирська політехніка	МІНІСТЕРСТВО ОСВІТИ І НАУКИ УКРАЇНИ ДЕРЖАВНИЙ УНІВЕРСИТЕТ «ЖИТОМИРСЬКА ПОЛІТЕХНІКА» Система управління якістю відповідає ДСТУ ISO 9001:2015			Ф-31.06- 05.01/014.021.1/Б/ОК17- 1-2024
	Випуск 1	Зміни 0	Екземпляр № 1	Арк 64 / 62

## *Reference Literature*

### *Основна література*

1. Черниш О.А., Кухарьонюк С.С., Вергун Т.М. Keep Calm and Write CREATIVELY: навчальний посібник. – Електронні дані. – Житомир: Державний університет «Житомирська політехніка», 2024. 144 с.
2. Bygrave J. Roadmap B2. Student's Book. Pearson Education, 2020. 177 p.
3. Dellar H., Walkley A. Roadmap B2+. Student's Book. Pearson Education, 2020. 176 p.
4. Lampert B. 33 Ways to Improve Your Creativity as a Creative Writer. URL: [writeme@belalampert.com](mailto:writeme@belalampert.com), 2020.
5. Mokhtari T. The Bloomsbury Introduction to Creative Writing. 2nd edition. Bloomsbury Publishing, 2019. 296 p.

### *Допоміжна література*

1. Burt-Thomas Wendy. The Everything Creative Writing Book. 2-nd edition. Avon, Massachusetts: Adams Media, 2010. 273 p.
2. Cox K., Hill D. English for Academic Purposes: Pearson Longman, 2004.
3. Current Trends in Young Scientists' Research: X All Ukrainian Scientific and Practical Conference (April 20, 2023) – Zhytomyr: Zhytomyr Polytechnic State University, 2023. Режим доступу: <https://conf.ztu.edu.ua/current-trends-in-young-scientists-researches/>
4. Current Trends in Young Scientists' Research: XI All Ukrainian Scientific and Practical Conference (April 25, 2024) – Zhytomyr: Zhytomyr Polytechnic State University, 2024. URL: <https://conf.ztu.edu.ua/current-trends-in-young-scientists-researches/>
5. Davis M. Scientific Papers and Presentations: Navigating Scientific Communication in Today's World. Academic Press, 2004.
6. Deutsch L. Writing from the Senses: 60 Exercises to Ignite Creativity and Revitalize Your Writing. Boston: Shambhala Publications Inc., 2014.
7. Evans Virginia Successful Writing. Intermediate. Student's book. Newbury: Express Publishing, 2011. 136 p.
8. Evans Virginia Successful Writing. Proficiency. Newbury: Express Publishing. 2006. 138 p.
9. Evans Virginia Successful Writing. Upper-Intermediate. Student's book. Newbury: Express Publishing, 2009. 136 p.
10. Fog K., Budtz C., Yakaboylu, B. Storytelling: Branding in Practice. 2nd edition. Berlin: Springer-Verlag Berlin and Heidelberg GmbH & Co., 2010.
11. Graham Steve. Effective Writing Instruction for All Students. Wisconsin: Renaissance Learning, 2008.
12. Harmer Jeremy. How to Teach Writing. London: Longman, 2004
13. Harper G., Kroll J. Creative Writing Studies: Practice, Research and Pedagogy. Clevedon, UK: Multilingual Matters, 2008
14. Oshima A., Hogue A. Writing Academic English: Pearson Longman, 2006
15. Svitlana Kukharonok, Mariia Atamanska, Anabel Hofman. Mastering the Art of Descriptive Writing: Techniques and Tips for Creating Vivid Passages. Applied Linguistics 3D: Language,

Житомирська політехніка	МІНІСТЕРСТВО ОСВІТИ І НАУКИ УКРАЇНИ ДЕРЖАВНИЙ УНІВЕРСИТЕТ «ЖИТОМИРСЬКА ПОЛІТЕХНІКА» Система управління якістю відповідає ДСТУ ISO 9001:2015			Ф-31.06- 05.01/014.021.1/Б/ОК17- 1-2024
	Випуск 1	Зміни 0	Екземпляр № 1	Арк 64 / 63

- IT, ELT: 3rd International Scientific and Practical Conference, May 23-24, 2024. Zhytomyr: Zhytomyr Polytechnic State University, 2024. P. 65-67
16. White Genevieve. English for Life: Writing. Upper-Intermediate B 2+. Collins, 2014. 128 p.

### ***Information Resources on the Internet***

1. 6 Tips for Improving Your Creative Writing. URL: <https://www.youtube.com/watch?v=7w2DQ0JaETk> 6 tips for improving your creative writing
2. 8 Tips for Getting Started with Creative Writing. URL: <https://www.masterclass.com/articles/tips-for-getting-started-with-creative-writing>
3. Creative Writing: How to Get Started with Creative Writing. URL: <https://self-publishingschool.com/creative-writing/>
4. How to Describe a Person in English: 154 Common Vocabulary Terms. URL: <https://www.fluentu.com/blog/english/describing-people-in-english/>
5. How to Describe a Person in English: Phrases for Appearance. URL: <https://promova.com/blog/how-to-describe-a-person-in-english-phrases-for-appearance>
6. How to Write a Blog Post? URL: <https://www.semrush.com/blog/how-to-write-a-blog-post/>
7. How to Write a Blog Post? A Step-by-Step Guide. URL: <https://blog.hubspot.com/marketing/how-to-start-a-blog>
8. How to Write a Perfect Blog Post in 2024 (Start – Finish). URL: <https://www.youtube.com/watch?v=HoT9naGLgNk>
9. How to Write the Perfect Event Description. URL: <https://blog.10times.com/write-perfect-event-description/>
10. List of Adjectives to Describe Someone’s Feelings, Emotions and Tone. URL: <https://www.yourdictionary.com/articles/adjectives-feelings-emotions-tone>
11. List of Words to Describe Places. URL: <https://www.yourdictionary.com/articles/words-describe-places>
12. Punctuation. URL: <https://dictionary.cambridge.org/grammar/british-grammar/punctuation>
13. Top 100 Best Compare and Contrast Essays Topics for 2024. URL: <https://tutorbin.com/blog/top-100-best-compare-and-contrast-essays-topics>
14. Writing for social media. URL: <https://blog.hootsuite.com/writing-for-social-media/>
15. What is Academic Writing? Common Types with Examples. URL: <https://grammarist.com/writing/academic-writing-types-examples/>
16. Writing an article. URL: <https://learning.cambridgeinternational.org/classroom/course/view.php?id=3594>
17. How to Write a Review That Stands Out: A Guide for English Learners. URL: <https://englishonline.britishcouncil.org/blog/articles/how-to-write-a-review-that-stands-out-a-guide-for-english-learners/>
18. How to Write a Review– Tips and Tricks. URL: <https://www.grammarly.com/blog/writing-tips/how-to-write-review/>

Житомирська політехніка	МІНІСТЕРСТВО ОСВІТИ І НАУКИ УКРАЇНИ ДЕРЖАВНИЙ УНІВЕРСИТЕТ «ЖИТОМИРСЬКА ПОЛІТЕХНІКА» Система управління якістю відповідає ДСТУ ISO 9001:2015			Ф-31.06- 05.01/014.021.1/Б/ОК17- 1-2024
	<i>Випуск 1</i>	<i>Зміни 0</i>	<i>Екземпляр № 1</i>	<i>Арк 64 / 64</i>

19. Платформа для вивчення англійської мови British Council. URL: [www.britishcouncil.org.ua](http://www.britishcouncil.org.ua)
20. Платформа для вивчення англійської мови Linguahouse. URL: [www.linguahouse.com](http://www.linguahouse.com)